

---

---

**UNITED STATES  
SECURITIES AND EXCHANGE COMMISSION**

Washington, D.C. 20549

**SCHEDULE 14A**

(Rule 14a-101)

**INFORMATION REQUIRED IN PROXY STATEMENT**

**SCHEDULE 14A INFORMATION**

**Proxy Statement Pursuant to Section 14(a) of the  
Securities Exchange Act of 1934  
(Amendment No.)**

Filed by the Registrant

Filed by a Party other than the Registrant

Check the appropriate box:

- Preliminary Proxy Statement
- Confidential, For Use of the Commission Only (as permitted by Rule 14a-6(e) (2))**
- Definitive Proxy Statement
- Definitive Additional Materials
- Soliciting Material Pursuant to §240.14a-12

**T. Rowe Price Group, Inc.**

(Name of Registrant as Specified in Its Charter)

(Name of Person(s) Filing Proxy Statement, if Other Than the Registrant)

Payment of Filing Fee (Check the appropriate box):

- No fee required.
  - Fee paid previously with preliminary materials:
  - Fee computed on table in exhibit required by Item 25(b) per Exchange Act Rules 14a6(i)(1) and 0-11
- 
-



**T.RowePrice**

**20**

**26**

**Notice  
of Annual  
Meeting  
and Proxy  
Statement**

2026 | T. Rowe Price Group

**May 7, 2026**

[virtualshareholdermeeting.com/TROW2026](https://virtualshareholdermeeting.com/TROW2026)

# T. Rowe Price Group, Inc.

## A Premier Global Active Asset Manager

Founded in <b>1937</b>	<b>\$1.78</b> Trillion in assets under management <sup>(1)</sup>	<b>923</b> investment professionals worldwide	Local presence in <b>17</b> countries	<b>7,773</b> associates worldwide
---------------------------	---	--	---	---

### Independent Investment Organization

Focused solely on investment management and related services

### Alignment of Interests

Substantial employee ownership aligns interests with stockholders

### Stable Investment Leadership

Global investment leaders average 17 years' tenure at T. Rowe Price

### Financial Strength

Ample liquidity and substantial cash reserves

### Global Investment Platform

Full range of equity, fixed income, multi-asset, and alternative solutions

## Our Multiyear Strategic Objectives



Deliver investment excellence



Innovate our investment capabilities to remain central to meeting client needs



Globalize and grow client base



Attract and develop excellent and diverse talent



Deliver world-class client service



Leverage data and technology to support innovation and operational excellence and drive scale

## 2025 Performance

### Investment Results

As investors, we remained focused on our strategic investing approach and delivering alpha for clients through active management. Our investment performance was solid across most asset classes, with 56%, 46%, and 61% of our U.S. mutual funds (primary share class only) outperforming their comparable Morningstar median over the 3-, 5-, and 10-year periods ended December 31, 2025, respectively.<sup>(2)</sup>

### Financial Results

Our assets under management (AUM) was \$1.78 trillion on December 31, 2025, with 8.8% of our AUM domiciled outside the U.S. Average AUM in 2025, was \$1.68 trillion, which led to investment advisory revenues of over \$6.6 billion. In 2025, we returned \$1,768.0 million to stockholders, including \$624.6 million through share repurchases.

Past performance cannot guarantee future results. As of December 31, 2025.

<sup>(1)</sup> Firmwide AUM includes assets managed by T. Rowe Price Associates, Inc., and its investment advisory affiliates.

<sup>(2)</sup> Source: © 2026 Morningstar, Inc. All rights reserved. The information contained herein: (1) is proprietary to Morningstar and/or its content providers; (2) may not be copied or distributed; and (3) is not warranted to be accurate, complete, or timely. Neither Morningstar nor its content providers are responsible for any damages or losses arising from any use of this information. Primary share class only.

# Notice of 2026 Annual Meeting of Stockholders

#### Date and Time

Thursday, May 7, 2026, 8 a.m.  
eastern time

#### Record Date

February 20, 2026. Only stockholders of record at the close of business on the record date are entitled to receive notice of, and to vote at, the Annual Meeting.

#### Virtual Meeting

This year's Annual Meeting will be held through [virtualshareholdermeeting.com/TROW2026](https://virtualshareholdermeeting.com/TROW2026)

#### Voting Methods



Internet



Telephone



Mail

#### YOUR VOTE IS IMPORTANT!

Please vote via the internet or telephone (if such voting methods are available to you) by following the instructions on the accompanying proxy card promptly. Please see the Notice of Internet Availability of Proxy Materials; your proxy card; or the information your bank, broker, or other holder of record provided to you for more information on these options.

T. ROWE PRICE GROUP, INC.  
1307 POINT STREET  
BALTIMORE, MD 21231

#### VOTING ITEM

#### BOARD VOTING RECOMMENDATION

<b>1</b>	<b>Elect a Board of 13 directors</b>	<input checked="" type="checkbox"/> <b>FOR</b> All Director Nominees
<b>2</b>	<b>Approve, by a nonbinding advisory vote, the compensation paid by the Company to its Named Executive Officers</b>	<input checked="" type="checkbox"/> <b>FOR</b>
<b>3</b>	<b>Ratify the appointment of KPMG LLP as our independent registered public accounting firm for 2026</b>	<input checked="" type="checkbox"/> <b>FOR</b>

Stockholders who owned shares of our common stock as of February 20, 2026, are entitled to attend and vote at the Annual Meeting or any adjournments.

By Order of the Board of Directors,



**David Oestreicher**  
General Counsel and Corporate Secretary  
Baltimore, Maryland  
March 17, 2026

### Important Notice Regarding the Availability of Proxy Materials for the Stockholder Meeting to Be Held on May 7, 2026

On or about March 17, 2026, we are mailing to our stockholders a Notice of Internet Availability of Proxy Materials directing stockholders to a website where they can access the proxy statement for our Annual Meeting and the 2025 Annual Report to Stockholders (Annual Report) and view instructions on how to vote their shares by internet or telephone. This proxy statement and our Annual Report may be viewed, downloaded, and printed, at no charge, by accessing the following internet address: [materials.proxyvote.com/74144T](https://materials.proxyvote.com/74144T).

Stockholders who wish to attend the Annual Meeting must follow the instructions on page 86 under the section titled "What must I do to participate in the Annual Meeting?".

# Introduction

This proxy statement is being made available to you in connection with the solicitation of proxies by the T. Rowe Price Group, Inc. (Price Group or the Company) Board of Directors (Board) for the 2026 Annual Meeting of Stockholders (Annual Meeting). The purpose of the Annual Meeting is to:

- **Elect a Board of 13 directors;**
- **Approve, by a nonbinding advisory vote, the compensation paid by the Company to its Named Executive Officers; and**
- **Ratify the appointment of KPMG LLP as our independent registered public accounting firm for 2026.**

This proxy statement, the proxy card, and our 2025 Annual Report to Stockholders containing our consolidated financial statements and other financial information for the year ended December 31, 2025, form your "Proxy Materials." We have adopted the Securities and Exchange Commission's (SEC) "Notice and Access" model of proxy notification, which allows us to furnish proxy materials online, with paper copies available upon request. We sent you a notice on how to obtain your Proxy Materials on March 17, 2026.

# Voting Road Map

## Proposal 1

### Election of Directors

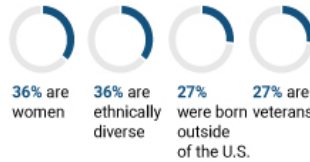
#### Director Nominee Demographics

##### INDEPENDENCE

- 11 of the 13 director nominees are independent under the NASDAQ Global Select Market standards
- All directors serving on the Audit, Executive Compensation and Management Development, and Nominating and Corporate Governance Committees are independent
- A well-empowered lead independent director provides valuable independent leadership to our Board

##### BACKGROUND

Of our independent director nominees:



##### TENURE

- Balanced mix of short- and long-tenured directors
- The tenure of our independent director nominees ranges from six months to 16 years, with an average tenure of approximately seven years

#### QUALIFICATIONS, SKILLS, AND EXPERIENCE



#### BOARD ENGAGEMENT

- The Board held seven meetings in 2025
- Each director attended at least 75% of the combined total number of meetings of the Board and Board committees of which he or she was a member
- The independent directors met in executive session at all seven of the Board meetings in 2025
- All directors were at the 2025 annual meeting of stockholders and were available to respond to questions from our stockholders



**FOR**

#### Recommendation of the Board

We recommend that you vote FOR all the director nominees under Proposal 1.

**Vote Required**

**Proposal 2**

## Advisory Vote on the Compensation Paid to Our Named Executive Officers







Our Named Executive Officers' (NEOs) compensation is straightforward, goal oriented, long-term focused, transparent, and aligned with the interests of our stockholders.

Our incentive compensation programs are designed to motivate and reward performance, as measured by several factors, including:

- the financial performance and financial stability of Price Group
- the relative investment performance of our investment products
- the performance of our NEOs against the corporate and individual goals established at the beginning of the year

Our executive compensation programs are also designed to reward our NEOs for other important contributions to our success, including corporate integrity, service quality, customer loyalty, risk management, corporate reputation, and the quality of our team of professionals and collaboration within that team.

Our long-term variable compensation creates a strong alignment of the financial interests of our NEOs directly to the long-term performance of our Company.

	CEO COMPENSATION	OTHER NEOs COMPENSATION	FORM OF COMPENSATION	PERFORMANCE PERIOD	PERFORMANCE ALIGNMENT
<b>SALARY</b>	 2%	 5%	Cash	Ongoing	<ul style="list-style-type: none"> <li>■ Individual</li> </ul>
<b>ANNUAL INCENTIVE</b>	 49%	 42%	Cash	Annual	<ul style="list-style-type: none"> <li>■ Maximum bonus pool cannot exceed 5% of net operating income (adjusted)</li> <li>■ Actual NEO bonus amounts based on Company performance against financial and strategic goals, as well as individual performance</li> </ul>
<b>LONG-TERM VARIABLE</b>	 49%	 53%	Performance Stock Units	Three-year performance period then vest 50% per year over the two following years	<ul style="list-style-type: none"> <li>■ Company operating margin performance compared with peers</li> <li>■ Company stock price</li> </ul>
			Restricted Stock Units	Vest one-third per year over three years	<ul style="list-style-type: none"> <li>■ Company stock price</li> </ul>
			Carried Interest	Varies based on OHA Fund performance	<ul style="list-style-type: none"> <li>■ OHA Fund performance</li> </ul>



**FOR**

**Recommendation of the Board**

We recommend that you vote FOR this proposal.

**Vote Required**

**Proposal 3**

## **Ratification of the Appointment of KPMG LLP as Our Independent Registered Public Accounting Firm for 2026**

The Audit Committee and the Board believe that the continued retention of KPMG LLP as our independent registered public accounting firm is in the best interest of Price Group and our stockholders.



**FOR**

**Recommendation of the Board**

We recommend that you vote FOR this proposal.

**Vote Required**

# Table of Contents

<a href="#"><u>Notice of 2026 Annual Meeting of Stockholders</u></a>	<a href="#"><u>1</u></a>	<a href="#"><u>2025 Grants of Plan-Based Awards Table</u></a>	<a href="#"><u>67</u></a>
<a href="#"><u>Introduction</u></a>	<a href="#"><u>2</u></a>	<a href="#"><u>Outstanding Equity Awards Table at December 31, 2025</u></a>	<a href="#"><u>68</u></a>
<a href="#"><u>Voting Road Map</u></a>	<a href="#"><u>3</u></a>	<a href="#"><u>2025 Options Exercises and Stock Vested Table</u></a>	<a href="#"><u>70</u></a>
<a href="#"><u>Information About Our Board of Directors</u></a>	<a href="#"><u>7</u></a>	<a href="#"><u>2025 Nonqualified Deferred Compensation Table</u></a>	<a href="#"><u>71</u></a>
<a href="#"><u>Board Qualifications, Skills, and Experience</u></a>	<a href="#"><u>7</u></a>	<a href="#"><u>Potential Payments on Termination or Change in Control</u></a>	<a href="#"><u>71</u></a>
<a href="#"><u>Nominee Biographies</u></a>	<a href="#"><u>9</u></a>	<a href="#"><u>Chief Executive Officer Pay Ratio</u></a>	<a href="#"><u>72</u></a>
<a href="#"><u>Director Engagement</u></a>	<a href="#"><u>15</u></a>	<a href="#"><u>Pay Versus Performance</u></a>	<a href="#"><u>73</u></a>
<a href="#"><u>Committees of the Board</u></a>	<a href="#"><u>16</u></a>	<a href="#"><b>Proposal 2 Advisory Vote on the Compensation Paid to Our Named Executive Officers</b></a>	<a href="#"><b>76</b></a>
<a href="#"><u>Board Policies and Procedures</u></a>	<a href="#"><u>19</u></a>	<a href="#"><b>Audit Matters</b></a>	<a href="#"><b>77</b></a>
<a href="#"><u>Non-employee Director Independence Determinations</u></a>	<a href="#"><u>20</u></a>	<a href="#"><u>Disclosure of Fees Charged by Our Independent Registered Public Accounting Firm</u></a>	<a href="#"><u>77</u></a>
<a href="#"><b>Proposal 1 Election of Directors</b></a>	<a href="#"><b>20</b></a>	<a href="#"><u>Audit Committee Preapproval Policies</u></a>	<a href="#"><u>78</u></a>
<a href="#"><b>Corporate Governance</b></a>	<a href="#"><b>21</b></a>	<a href="#"><u>Report of the Audit Committee</u></a>	<a href="#"><u>79</u></a>
<a href="#"><u>Report of the Nominating and Corporate Governance Committee</u></a>	<a href="#"><u>21</u></a>	<a href="#"><b>Proposal 3 Ratification of the Appointment of KPMG LLP as Our Independent Registered Public Accounting Firm for 2026</b></a>	<a href="#"><b>80</b></a>
<a href="#"><u>Governance Highlights</u></a>	<a href="#"><u>21</u></a>	<a href="#"><b>Stock Ownership and Related Transactions</b></a>	<a href="#"><b>81</b></a>
<a href="#"><u>Board Composition</u></a>	<a href="#"><u>21</u></a>	<a href="#"><u>Equity Compensation Plan Information</u></a>	<a href="#"><u>81</u></a>
<a href="#"><u>Board Leadership</u></a>	<a href="#"><u>25</u></a>	<a href="#"><u>Security Ownership of Certain Beneficial Owners and Management</u></a>	<a href="#"><u>81</u></a>
<a href="#"><u>Engagement With Our Stockholders</u></a>	<a href="#"><u>27</u></a>	<a href="#"><u>Delinquent Section 16(a) Reports</u></a>	<a href="#"><u>83</u></a>
<a href="#"><u>Compensation of Directors</u></a>	<a href="#"><u>29</u></a>	<a href="#"><u>Certain Relationships and Related Transactions</u></a>	<a href="#"><u>83</u></a>
<a href="#"><b>Risk Management Oversight</b></a>	<a href="#"><b>33</b></a>	<a href="#"><b>Questions and Answers About the Proxy Materials and the Annual Meeting</b></a>	<a href="#"><b>84</b></a>
<a href="#"><b>Cybersecurity Oversight</b></a>	<a href="#"><b>34</b></a>	<a href="#"><b>Stockholder Proposals for the 2027 Annual Meeting</b></a>	<a href="#"><b>90</b></a>
<a href="#"><b>Sustainability</b></a>	<a href="#"><b>35</b></a>		
<a href="#"><b>Human Capital</b></a>	<a href="#"><b>36</b></a>		
<a href="#"><b>Executive Compensation</b></a>	<a href="#"><b>38</b></a>		
<a href="#"><u>Compensation Discussion and Analysis</u></a>	<a href="#"><u>38</u></a>		
<a href="#"><u>Report of the Executive Compensation and Management Development Committee</u></a>	<a href="#"><u>65</u></a>		
<a href="#"><b>Executive Compensation Tables</b></a>	<a href="#"><b>66</b></a>		
<a href="#"><u>Summary Compensation Table</u></a>	<a href="#"><u>66</u></a>		

# Information About Our Board of Directors

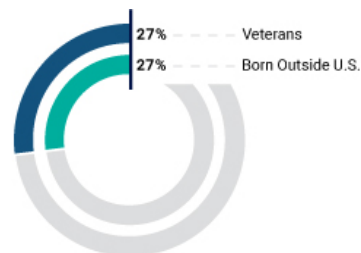
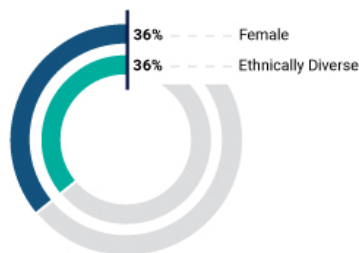
## Board Qualifications, Skills, and Experience

We believe that the nominees presented in this proxy statement constitute a Board with an appropriate level and diversity of experience, education, skills, and independence. We routinely assess and monitor the capabilities of our existing directors and whether additional independent directors should be added to the Board. In considering the need for additional independent directors, we review any expected director departures and retirements and factor succession planning for the Board into our deliberations, with particular focus on the specific skills and capabilities of departing directors. Reflecting this philosophy, in consideration of upcoming retirements, we added two new independent directors to the Board in October 2025. As part of its nomination discussions this year, the Nominating and Corporate Governance Committee and the Board chose to grant an exception for Mr. Bartlett from the director retirement age set forth in the Corporate Governance Guidelines. The Board determined it was in the best interests of the Company and its stockholders to maintain continuity on the Board and to retain Mr. Bartlett's continued service for another year. We are very pleased with our current complement of directors and the varied perspectives they bring to the Board.

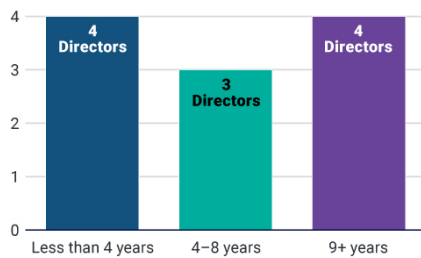
The following are highlights of the composition of our current director nominees, all of whom currently serve on the Board:

- 11 of 13 of the director nominees are independent under the NASDAQ Global Select Market standards
- Four director nominees are women, representing 36% of the independent director nominees
- Four director nominees are ethnically diverse, representing 36% of the independent director nominees
- Three director nominees were born outside the United States, representing 27% of the independent director nominees
- Three director nominees are veterans, representing 27% of the independent director nominees
- Four of the independent director nominees joined the Board within the last three years, representing 36% of the independent director nominees; the average independent director nominee tenure is seven years

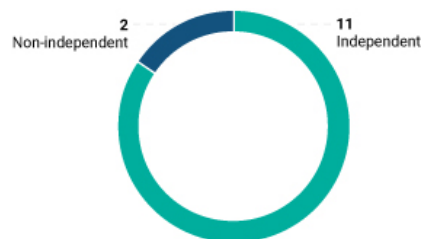
### INDEPENDENT DIRECTOR NOMINEE COMPOSITION











### INDEPENDENT DIRECTOR NOMINEE TENURE



### DIRECTOR NOMINEE INDEPENDENCE



The chart below summarizes the specific qualifications, attributes, and skills for each director nominee. A "■" in the chart below indicates that the director has meaningfully useful expertise in that subject area. The lack of a "■" does not mean the director does not possess knowledge or skill. Rather, a "■" indicates a specific area of focus or expertise of a director on which the Board currently relies.

	Executive Leadership 	Financial Management 	Investment Management Industry 	International Business Experience 	Technology 	Strategy Formation/Execution 	Marketing/Distribution 	Government/Regulatory 
<b>Name</b>								
Robert W. Sharps	■	■	■	■		■	■	
Glenn R. August	■	■	■	■		■	■	
Mark S. Bartlett	■	■				■		■
William P. Donnelly	■	■		■	■	■	■	
Dina Dublon	■	■	■	■	■	■	■	
Allan C. Golston	■	■		■		■		■
Robert F. MacLellan	■	■	■	■	■	■	■	■
Eileen P. Rominger	■	■	■	■		■	■	■
Cynthia F. Smith	■	■	■			■	■	
Robert J. Stevens	■	■		■	■	■	■	■
Richard R. Verma	■			■		■		■
Sandra S. Wijnberg	■	■	■	■	■	■	■	■
Alan D. Wilson	■	■		■		■	■	

## Nominee Biographies

Each of our director nominees provides significant individual attributes that are important to the overall makeup and functioning of our Board and described in the biographical summaries provided below:

### Glenn R. August, 64



**Chief Executive Officer of OHA**

T. Rowe Price Group, Inc.

**Director since:** 2021

**Committee**

**Memberships:**

- Management Committee

Mr. August has been a director of Price Group, a vice president, and an employee since 2021. He is the founder and chief executive officer of Oak Hill Advisors, L.P. (OHA), an alternative investment firm specializing in performing and distressed credit investments, which was acquired by, and operates as a stand-alone business within, T. Rowe Price. He heads OHA's global distressed investment business, chairs OHA's Investment Strategy Committee, and participates in several fund investment committees. Mr. August is a member of the Management Committee. He co-founded the predecessor investment firm to OHA in 1987 and took responsibility for OHA's credit and distressed investment activities in 1990. Prior to founding OHA and co-founding its predecessor investment firm in 1987, Mr. August worked at Morgan Stanley in New York and London.

Mr. August earned a B.S. in industrial and labor relations from Cornell University and an M.B.A. from Harvard Business School, where he was a Baker Scholar.

Mr. August has served on several corporate boards since 1987. From 2021 to 2024, Mr. August served on the board of directors of Lucid Group, Inc. From 2020 to 2024, he served as a member of the board of directors of Claritev (formerly MultiPlan, Inc.). His non-profit activities include serving on the boards of trustees of Horace Mann School, where he co-chairs the investment committee and serves on the executive committee, and The Mount Sinai Medical Center, where he serves on the finance, human capital management, and IT committees. He is also a member of the board of directors of Partnership for New York City.

Mr. August brings to our Board deep expertise in alternative investments and valuable insight gained from his decades of building and leading the OHA platform.

### Mark S. Bartlett, 75



**Retired Managing Partner**

Ernst & Young

**Independent**

**Director since:** 2013

**Committee**

**Memberships:**

- Audit (Chair)
- Executive Compensation and Management Development

Mr. Bartlett has been an independent director of Price Group since 2013 and serves as chair of the Audit Committee and as a member on the Executive Compensation and Management Development Committee. He was a partner at Ernst & Young, serving as managing partner of the firm's Baltimore office and senior client service partner for the mid-Atlantic region. Mr. Bartlett began his career at Ernst & Young in 1972, serving until 2012, and has extensive experience in financial services, as well as other industries.

Mr. Bartlett earned a B.S. in accounting from West Virginia University and attended the Executive Program at the Kellogg School of Business at Northwestern University. He also earned the designation of certified public accountant.

Mr. Bartlett is a member of the board of directors, chair of the audit committee, and a member of the compensation committee of WillScot Mobile Mini Holdings Corp. He is also a member of the board of directors and a member of the audit committees of FTI Consulting, Inc., and Zurn Elkay Water Solutions Corp., and also serves as Zurn Elkay Water Solutions Corp.'s lead independent director.

Mr. Bartlett offers our Board additional perspective on mergers and acquisitions, significant accounting and financial reporting experience, as well as expertise in the accounting-related rules and regulations of the SEC from his experience as a partner of a multinational audit firm. He has extensive finance knowledge, with a broad range of experience in financing alternatives, including the sale of securities, debt offerings, and syndications.

## William P. Donnelly, 64



**Retired Executive Vice President**  
Mettler-Toledo International Inc.

**Independent Director since:** 2023

**Committee Memberships:**

- Audit
- Executive Compensation and Management Development

Mr. Donnelly has been an independent director of Price Group since 2023 and serves as a member on the Audit Committee and the Executive Compensation and Management Development Committee. Mr. Donnelly was the executive vice president responsible for finance, investor relations, supply chain, and information technology for Mettler-Toledo International Inc., a leading global manufacturer of precision instruments and services for use in laboratories and manufacturing, when he retired in 2018 after more than 20 years. From 1997 to 2002 and from 2004 to 2014, Mr. Donnelly served as Mettler-Toledo's chief financial officer. From 2002 to 2004, he served as division head of Mettler-Toledo's product inspection and certain lab businesses. From 1993 to 1997, Mr. Donnelly served in various senior financial roles, including chief financial officer, of Elsag Bailey Process Automation, NV, and prior to that was an auditor with PricewaterhouseCoopers LLP from 1983 to 1993.

Mr. Donnelly earned a B.S. in business administration from John Carroll University.

Mr. Donnelly is the chair of the board of directors of Quanterix Corporation, where he previously served as a member of the audit and compensation committees. He is the lead independent director and a member of the board of directors of Ingersoll Rand, Inc., where he also serves as chair of the nominating and corporate governance committee and as a member of the audit committee.

Mr. Donnelly brings to our Board substantial expertise with respect to corporate finance, operations, information technology, and mergers and acquisitions gained throughout his career as executive vice president and chief financial officer of a public company.

## Dina Dublon, 72



**Retired Executive Vice President and Chief Financial Officer**  
JPMorgan Chase & Co.

**Independent Director since:** 2019

**Committee Memberships:**

- Audit
- Executive Compensation and Management Development

Ms. Dublon has been an independent director of Price Group since 2019 and serves as a member on the Audit Committee and the Executive Compensation and Management Development Committee. She was the executive vice president and chief financial officer of JPMorgan Chase & Co., a financial services company, from 1998 to 2004. Ms. Dublon previously held numerous positions at JPMorgan Chase & Co. and its predecessor companies, including corporate treasurer, managing director of the financial institutions' division, and head of asset liability management.

Ms. Dublon earned a B.A. in economics and mathematics from Hebrew University of Jerusalem and an M.S. from Carnegie Mellon University.

Ms. Dublon has been a member of the board of directors of PepsiCo, Inc., since 2005, where she serves as a member of the sustainability and public policy committee and the compensation committee. She previously served as chair of the audit committee. She also serves as a member of the independent audit quality committee of Ernst & Young USA, since 2020, and is chair of the board of advisors of Columbia University's Mailman School of Public Health. She also serves on the boards of the Hastings Center and Westchester Land Trust. From 2021 to 2023, Ms. Dublon served as a director of Motive Capital Corp. II; from 2020 to 2022, as a director of Motive Capital Corp.; from 2002 to 2017, as a director of Accenture PLC; from 2013 to 2018, as a director of Deutsche Bank AG; from 2005 to 2014, as a director of Microsoft Corporation; and from 1999 to 2002, as a director of Hartford Financial Services Group, Inc. She previously served on the faculty of Harvard Business School and on the boards of several nonprofit organizations, including the Women's Refugee Commission and Global Fund for Women.

Ms. Dublon brings to our Board significant governance experience from serving on boards of global companies, accounting and financial reporting experience, as well as substantial expertise with respect to the financials sector, mergers and acquisitions, global markets, public policy, and corporate finance gained throughout her career in the financial services industry, particularly her role as executive vice president and chief financial officer of a major financial institution.

## Allan C. Golston, 59



**President, U.S. Program**  
The Gates Foundation

**Independent Director since:** 2025

**Committee Memberships:**

- Audit
- Executive Compensation and Management Development

Mr. Golston has been an independent director of Price Group since 2025 and serves as a member on the Audit Committee and the Executive Compensation and Management Development Committee. He is the president of the United States Program at the Gates Foundation, a private foundation dedicated to advancing initiatives in education, global health and community development since 2006. Prior to this role, he served as interim executive director of the Global Health Program and as chief financial and administrative officer at the Gates Foundation from 2005 to 2006 and 2000 to 2006, respectively. He also held senior finance positions at Swedish Health Services and the University of Colorado Hospital and served as an auditor with KPMG from 1989 to 1991.

Mr. Golston earned a B.S. in accounting from the University of Colorado and a M.S. in business administration from Seattle University.

Mr. Golston is a member of the board of directors of Harley-Davidson and serves as a member of the audit and finance committee and as chair of the nominating and corporate governance committee. He also served on the board of directors of Stryker Corporation from January 2011 through May 2025.

Mr. Golston brings to our Board significant governance experience from serving on boards of global companies, accounting and financial reporting experience, as well as substantial expertise with respect to the non-profit sector.

## Robert F. MacLellan, 71



**Non-Executive Chairman**  
Northleaf Capital Partners

**Independent Director since:** 2010

**Committee Memberships:**

- Audit
- Executive Compensation and Management Development (Chair)

Mr. MacLellan has been an independent director of Price Group since 2010 and serves as chair of the Executive Compensation and Management Development Committee and as a member on the Audit Committee and Executive Committee. He is the non-executive chair of Northleaf Capital Partners, an independent global private markets fund manager and advisor, and the non-executive chair of Magna International, Inc., a global manufacturer of auto parts. Mr. MacLellan served as chief investment officer of TD Bank Financial Group (TDBFG) from 2003 to 2009, where he was responsible for overseeing the management of investments for its Employee Pension Fund, The Toronto-Dominion Bank, TD Mutual Funds, and TD Capital Group. Earlier in his career, he was managing director of Lancaster Financial Holdings, a merchant banking group acquired by TDBFG in March 1995. Prior to that, Mr. MacLellan was vice president and director at McLeod Young Weir Limited (Scotia McLeod) and a member of the corporate finance department responsible for many corporate underwritings and financial advisory assignments.

Mr. MacLellan earned a B.Com. from Carleton University and an M.B.A. from Harvard Business School. He also earned the designation of certified public accountant.

Mr. MacLellan is the non-executive chair of the board of directors and a member of the technology committee of Magna International, Inc. From 2012 to 2018, he was the chair of the board of Yellow Media, Inc., a public company based in Montreal.

Mr. MacLellan brings substantial experience and perspective to the Board with respect to the financial services industry, particularly his expertise in investment-related matters, including those relating to the mutual fund industry and the institutional management of investment funds, based on his tenure as chief investment officer of a major financial institution. He also brings an international perspective to the Board as well as significant accounting and financial reporting experience.

## Eileen P. Rominger, 71



**Former Senior Advisor**  
CamberView  
Partners, LLC

**Independent  
Director since:** 2021

**Committee  
Memberships:**

- Executive Compensation and Management Development
- Nominating and Corporate Governance (Chair)

Ms. Rominger has been an independent director of Price Group since 2021 and serves as chair of the Nominating and Corporate Governance Committee and as a member on the Executive Compensation and Management Development Committee. She was a senior advisor to CamberView Partners, LLC, a provider of investor-led advice for management and boards of public companies on shareholder engagement and corporate governance, from 2013 to 2018. Ms. Rominger also was the director of the Division of Investment Management at the Securities and Exchange Commission (SEC) from 2011 to 2012 and was the global chief investment officer from 2008 to 2011 and a partner from 2004 to 2011 at Goldman Sachs Asset Management. She began her career in 1981 at Oppenheimer Capital, where she worked for 18 years as a securities analyst and then as an equity portfolio manager, serving as a managing director and a member of the executive committee.

Ms. Rominger earned a B.A. in English from Fairfield University and an M.B.A. in finance from the University of Pennsylvania, The Wharton School.

Ms. Rominger served as a member of the board of directors of Swiss Re from 2018 to 2020 and served as a director on several of its subsidiaries until 2022. She previously served on the board of directors of Permal Asset Management, Inc., a private company, from 2012 to 2013.

Ms. Rominger brings a broad range of valuable leadership and investment management experience to our Board. She also has extensive experience with complex issues relevant to the Company's business, including budget and fiscal responsibility, economic, regulatory policy, and women's issues.

## Robert W. Sharps, 54



**Chair, Chief Executive  
Officer and President**  
T. Rowe Price Group,  
Inc.

**Director since:** 2021

**Committee  
Memberships:**

- Executive (Chair)
- Management (Chair)
- Management Compensation and Development (Chair)

Mr. Sharps has been the Chair of the Board since May 2024 and a director of Price Group since 2021. He is the chief executive officer (CEO) and president of Price Group and is the chair of the Company's Executive, Management, and Management Compensation and Development Committees. Mr. Sharps has been with Price Group since 1997, beginning as an analyst specializing in financial services stocks, including banks, asset managers, and securities brokers, in the U.S. Equity Division. He was the lead portfolio manager of the Institutional Large-Cap Growth Equity Strategy from 2001 to 2016. In 2016, Mr. Sharps stepped down from portfolio management to assume an investment leadership position as co-head of Global Equity, at which time he joined the Management Committee. He was head of Investments and group chief investment officer from 2017 to 2021. In February 2021, Mr. Sharps became President of Price Group and then CEO in January 2022. Prior to Price Group, he completed an internship as an equity research analyst at Wellington Management. Mr. Sharps also was employed by KPMG Peat Marwick as a senior management consultant, where he focused on corporate transactions, before leaving to pursue his M.B.A. in 1995.

Mr. Sharps earned a B.S., summa cum laude, in accounting from Towson University and an M.B.A. in finance from the University of Pennsylvania, The Wharton School. He also has earned the Chartered Financial Analyst® designation.

Mr. Sharps currently serves on the boards of directors of the Baltimore Curriculum Project and the Greater Washington Partnership and the board of trustees for Bridges of Baltimore. He previously served on the St. Paul's School board of trustees and was chair of the investment committee from July 2015 to June 2020. He also spent six years on Towson University's College of Business and Economics alumni advisory board.

Mr. Sharps brings to our Board insight into the critical investment component of our business based on the leadership roles he has held in the Equity Division of Price Group and his over 25-year career with the Company.

CFA® and Chartered Financial Analyst® are registered trademarks owned by CFA Institute.

## Cynthia F. Smith, 57



**Chair and Chief Executive Officer**  
Chariot Re

**Independent Director since:** 2023

**Committee Memberships:**

- Audit
- Executive Compensation and Management Development

Ms. Smith has been an independent director of Price Group since 2023 and serves as a member on the Audit Committee and the Executive Compensation and Management Development Committee. Ms. Smith is the chair and chief executive officer of Chariot Reinsurance, Ltd. (Chariot Re), a Bermuda-based Class E life and annuity reinsurance company, since 2025. Prior to her appointment as chair and chief executive officer of Chariot Re, Ms. Smith led MetLife's group benefits regional business and served on the MetLife finance leadership team. Her other senior roles across businesses and functions during more than 30 years at MetLife include strategy, finance, sales, service, delivery, underwriting, technology, and large-scale business transformation.

Ms. Smith earned a B.A. in accounting from Aurora University and an M.B.A. with a concentration in information technology from Benedictine University. She is a certified management accountant and a graduate of the executive management program at Smith College.

Ms. Smith previously served as a member of the boards of directors for Versant Health, a wholly owned subsidiary of MetLife, and MetLife Legal Plans, Inc., which is also owned by MetLife.

Ms. Smith brings to our Board a broad range of valuable financial management and investment management experience, along with a deep understanding of how investment products are distributed to clients. She also has extensive experience with complex issues relevant to the Company's business, including budget and fiscal responsibility, client experience, and women's issues.

## Robert J. Stevens, 74



**Retired Chairman, President, and Chief Executive Officer**  
Lockheed Martin Corporation

**Independent Director since:** 2019

**Committee Memberships:**

- Executive Compensation and Management Development
- Nominating and Corporate Governance

Mr. Stevens has been an independent director of Price Group since 2019 and serves as a member on the Executive Compensation and Management Development Committee and the Nominating and Corporate Governance Committee. He was the chairman, president, and chief executive officer of Lockheed Martin Corporation, an American aerospace, defense, arms, security, and advanced technologies company, from 2005 to 2012, and served as executive chairman in 2013. He also served as Lockheed Martin's chief executive officer from August 2004 through 2012. Previously, Mr. Stevens held a variety of executive positions with Lockheed Martin, including president and chief operating officer, chief financial officer, and head of strategic planning.

Mr. Stevens earned a B.A. in psychology from Slippery Rock University of Pennsylvania, an M.S. in industrial engineering and management from the New York University Tandon School of Engineering, and an M.S. in business from Columbia University.

Mr. Stevens serves on the board of directors of U.S. Steel. He also serves on the advisory board of the Marine Corps Scholarship Foundation and is a member of the Council on Foreign Relations. From 2002 to 2018, he was the lead independent director of Monsanto Corporation, where he also served as the chair of the nominating and corporate governance committee and a member of the audit committee. Mr. Stevens served as a director of United States Steel Corporation from 2015 to 2018, where he was on the corporate governance and public policy committee and the compensation and organization committee.

Mr. Stevens brings to our Board significant executive management experience. He also adds additional perspective to our Board regarding financial matters, mergers and acquisitions, strategic leadership, and international operational experience based on his tenure as chief executive officer of a publicly traded, multinational corporation.

## Richard R. Verma, 57



**Chief Administrative Officer**  
Mastercard Incorporated

**Independent Director since:** 2025

**Committee Memberships:**

- Executive Compensation and Management Development
- Nominating and Corporate Governance

Mr. Verma has been an independent director of Price Group since 2025 and serves as a member on the Executive Compensation and Management Development Committee and the Nominating and Corporate Governance Committee. Mr. Verma is the chief administrative officer for Mastercard Incorporated, an American multinational financial services corporation, overseeing the company's law, government affairs and policy, franchise, corporate security, and community and belonging functions since 2025. He is also a member of the company's executive leadership team and management committee. Previously, he served as the deputy secretary of state for management and resources and acted as chief operating officer of the United States Department of State from 2023 to 2025, the general counsel and head of global public policy at Mastercard from 2020 to 2023, the vice chairman and a partner at The Asia Group from 2017 to 2020, and as United States Ambassador to India from 2014 to 2017. Mr. Verma was assistant secretary of state for legislative affairs from 2009 to 2011 and was senior national security advisor to the U.S. Senate majority leader from 2004 to 2007. He also was a partner and senior counselor with Steptoe & Johnson LLP, a global law firm, and is a U.S. Air Force veteran, who served as judge advocate during active duty.

Mr. Verma holds a doctorate in international relations from Georgetown University; a law degree, cum laude, from American University; a masters of law with distinction in international law from Georgetown University Law Center; and a bachelor of science from Lehigh University.

Mr. Verma is a board member of the Ford Foundation, and has previously served on the boards for Lehigh University and the National Endowment for Democracy. In addition Mr. Verma served on our Board from 2018 to 2023.

Mr. Verma brings substantial experience and a global perspective to our Board with respect to public policy, business, foreign and legislative affairs, strategic leadership, and corporate social responsibility.

## Sandra S. Wijnberg, 69



**Former Partner and Chief Administrative Officer**  
Aquiline Holdings LLC

**Independent Director since:** 2016

**Committee Memberships:**

- Audit
- Executive Compensation and Management Development

Ms. Wijnberg has been an independent director of Price Group since 2016 and serves as a member on the Audit Committee and on the Executive Compensation and Management Development Committee. She was an executive advisor to Aquiline Holdings LLC, a registered investment advisory firm from 2015 to early 2019, where she previously served as a partner and chief administrative officer from 2007 to 2014. Previously, Ms. Wijnberg served as the senior vice president and chief financial officer of Marsh & McLennan Companies, Inc., and was treasurer and interim chief financial officer of YUM! Brands, Inc. Prior to that, she held financial positions with PepsiCo, Inc., and worked in investment banking at Morgan Stanley. In addition, from 2014 through 2015, Ms. Wijnberg was deputy head of mission for the Office of the Quartet, a development project under the auspices of the United Nations.

Ms. Wijnberg earned a B.A. in English literature from the University of California, Los Angeles, and an M.B.A. from the University of Southern California's Marshall School of Business.

Ms. Wijnberg is a member of the board of directors, chair of the audit committee, and a member of the nominating and corporate governance committee of Automatic Data Processing, Inc. She is a member of the board of directors, chair of the audit committee, and a member of the finance and strategy committee of Cognizant Technology Solutions Corp. She is chair of the board of directors and a member of the nominating and corporate governance and audit, risk, and compliance committees of Hippo Holdings, Inc. From 2003 to 2016, Ms. Wijnberg served on the board of directors of Tyco International, PLC, and from 2007 to 2009, she served on the board of directors of TE Connectivity, Ltd. She is a trustee of the John Simon Guggenheim Memorial Foundation.

Ms. Wijnberg brings to our Board a global perspective along with substantial financials sector, corporate finance, and management experience based on her roles at Aquiline, Marsh & McLennan, and YUM! Brands, Inc.

## Alan D. Wilson, 68



**Retired Executive Chairman**  
McCormick & Company, Inc.

**Lead Independent Director**

**Independent Director since:** 2015

**Committee Memberships:**

- Executive
- Executive Compensation and Management Development
- Nominating and Corporate Governance

Mr. Wilson has been an independent director of Price Group since 2015 and serves as a member on the Executive Committee, the Executive Compensation and Management Development Committee, and the Nominating and Corporate Governance Committee and is also the lead independent director of the Board. He was executive chair of McCormick & Company, Inc., a global leader in flavor, seasonings, and spices, and held many executive management roles, including chairman, president, and chief executive officer from 2008 to 2016.

Mr. Wilson earned a B.S. in communications from the University of Tennessee. He attended school on an R.O.T.C. scholarship and, following college, served as a U.S. Army captain, with tours in the United States, the United Kingdom, and Germany.

Mr. Wilson is a member of the board of directors of Smurfit Westrock Company and serves on the compensation and nominating and corporate governance committees. He also serves as chair for the University of Tennessee's Foundation and serves on the investment advisory council.

Mr. Wilson brings to our Board significant executive management experience, having led a publicly traded, multinational company. He also provides additional perspective regarding general management, strategic leadership, and financial matters.

## Director Engagement

### Meetings

During 2025, the Board held seven meetings and approved two matters via unanimous written consent. Each director attended at least 75% of the combined total number of meetings of the Board and Board committees of which he or she was a member.

Consistent with the Company's Corporate Governance Guidelines, the independent directors met in executive session at each of the Board's regular meetings in 2025. Our Corporate Governance Guidelines provide that all directors are expected to attend the annual meeting of stockholders. All nominees for director submitted to the stockholders for approval at last year's annual meeting on May 8, 2025 (2025 Annual Meeting) attended that meeting, and we anticipate that all director nominees will attend the 2026 Annual Meeting of Stockholders (Annual Meeting).

### Beyond the Boardroom

#### Director Orientation and Continuing Education and Development

During 2025, we appointed two new independent directors to the Board. When a new independent director joins the Board, we provide an orientation program for the purpose of providing the new director with an understanding of the operations and the financial condition of the Company, as well as the Board's expectations for its directors. Each director is expected to maintain the necessary knowledge and information to perform his or her responsibilities as a director. To assist the directors in understanding the Company and its industry and maintaining the level of expertise required to serve as a director, the Company will, from time to time, offer Company-sponsored continuing education programs or presentations, in addition to briefings during Board meetings related to the industry, the competitive environment, and the Company's goals and strategies. Furthermore, at most meetings the Board receives in-depth presentations on one or more topics related to key industry trends, relevant business operations, and corporate governance.

The Board is a member of the National Association of Corporate Directors, which provides resources that help directors strengthen board leadership. Each director is encouraged to participate at least once every three years in continuing education programs for public company directors sponsored by nationally recognized educational organizations not affiliated with the Company. The cost of all such continuing education is paid for by the Company.

## Committees of the Board

Our Board has an Audit Committee, an Executive Committee, an Executive Compensation and Management Development Committee (Compensation Committee), and a Nominating and Corporate Governance Committee. The Board has also authorized a Management Committee that is made up entirely of senior officers of the Company.

### Committee Charters

The Board has adopted a separate written charter for each of the Audit Committee, the Compensation Committee, and the Nominating and Corporate Governance Committee. Current copies of each charter, our Corporate Governance Guidelines, and our Code of Ethics for Principal Executive and Senior Financial Officers (Code) can be found on our website, [troweprice.com](http://troweprice.com), by selecting “Investor Relations” and then “Corporate Governance.”

#### Audit Committee

Meetings in 2025: 7  
The report of the committee appears on **page 79**.

##### Chair



Bartlett

##### Members



Donnelly



Dublin



Golston



MacLellan



Smith



Wijnberg

### Qualifications and Financial Expert Determination

The Board has determined that each of the Audit Committee members meet the independence and financial literacy criteria of the NASDAQ Global Select Market and the SEC. The Board also has concluded that the chair and all members of the Audit Committee meet the criteria of an audit committee financial expert as established by the SEC. Mr. Bartlett is a certified public accountant and was an audit partner at Ernst & Young for 28 years until he left the firm in 2012. He serves as the chair of the audit committee of WillScot Mobile Mini Holdings Corp. and as a member of the audit committees of FTI Consulting, Inc., and Zurn Elkay Water Solutions Corp. Mr. Donnelly was the executive vice president responsible for finance, investor relations, supply chain and information technology for Mettler-Toledo International, Inc. from 2014 to 2018 and previously served as its chief financial officer. He is a member of the audit committee of Ingersoll Rand, Inc., and was a member of the audit committee of Quanterix Corporation. Ms. Dublin was the executive vice president and chief financial officer of JPMorgan Chase & Co., from 1998 to 2004. She served as member and chair of the audit committee of PepsiCo, Inc. and the chair of the audit committee of Motive Capital Corp. II. Mr. Golston served as chief financial and administrative officer for the Gates Foundation, held positions as a finance executive with Swedish Health Services and serves on the audit committee of Harley-Davidson, Inc. Previously, he chaired the audit committee of Stryker Corporation from 2014 to 2021. Mr. MacLellan is a chartered accountant; served as chair of the audit committee of Magna International, Inc.; and was a member of the audit committees of Ace Aviation Holdings, Inc. and Maple Leaf Sports & Entertainment, Ltd. Ms. Smith has previously held a variety of roles in MetLife’s finance organization, including chief financial officer of sales and service and the institutional financial planning officer. She earned a B.A. in accounting and is a certified management accountant. Ms. Wijnberg was the chief financial officer of Marsh & McLennan Companies, Inc., from 2000 to 2006 and interim chief financial officer of YUM! Brands in 1999. She is currently the chair of the audit committees of Automatic Data Processing, Inc. and Cognizant Technology Solutions Corp.; a member of the audit, risk, and compliance committee of Hippo Holdings, Inc.; and she previously served as member and chair of the audit committees of Tyco International and TE Connectivity, respectively.

## Responsibilities

The primary purpose of the Audit Committee is to assist the Board in fulfilling its oversight responsibilities with respect to:

- The integrity of our financial statements and other financial information provided to our stockholders;
- The retention of our independent registered public accounting firm, including oversight of the terms of its engagement and its performance, qualifications, and independence;
- The performance of our internal audit function, internal controls, and disclosure controls; and
- Our risk management framework.

The Audit Committee:

- Provides an avenue for communication among our internal auditors, financial management, chief risk officer, independent registered public accounting firm, and the Board; and
- Is responsible for maintaining procedures involving the receipt, retention, and treatment of complaints or concerns regarding accounting, internal accounting controls, and auditing matters, including confidential, anonymous employee submissions.

The independent registered public accounting firm reports directly to the Audit Committee and is ultimately accountable to this committee and the Board for the audit of our consolidated financial statements. The head of the Company's internal audit department reports directly to the Audit Committee. The Audit Committee receives regular updates from our risk and technology departments concerning our information security program.

## Related Person Transaction Oversight

The Audit Committee is responsible under its charter for reviewing related person transactions and any change in, or waiver from, our Code. Our Board has adopted a written Policy for the Review and Approval of Transactions with Related Persons. Any transaction that would require disclosure under Item 404(a) of Regulation S-K will not be initiated or materially modified until our Audit Committee has approved such transaction or modification and will not continue past its next contractual termination date unless it is annually reapproved by our Audit Committee. During its deliberations, the Audit Committee must consider all relevant details regarding the transaction, including, but not limited to, any role of our employees in arranging the transaction, the potential benefits to our Company, and whether the proposed transaction is competitively bid or otherwise is on terms comparable to those available to an unrelated third party or our employees generally. The Audit Committee approves only those transactions that it determines in good faith to be on terms that are fair to us and comparable to those that could be obtained in an arms-length negotiation with an unrelated third party. Please see the disclosure provided in the section titled "Certain Relationships and Related Transactions" beginning on page 83.

## Executive Compensation and Management Development Committee

Meetings in 2025: 5  
The report of the committee appears on page 65.

### Chair



MacLellan

### Members



Bartlett



Donnelly



Dublon



Golston



Rominger



Smith



Stevens



Verma



Wijnberg



Wilson

All of the non-employee independent directors of the Board serve on the Compensation Committee. The Board has determined that each of these members meets the independence criteria of the NASDAQ Global Select Market.

## Responsibilities

The Compensation Committee is responsible to the Board, and ultimately to our stockholders, for:

- Determining the compensation of our CEO and president and other executive officers;
- Reviewing and approving general salary and compensation policies for the rest of our senior officers;
- Overseeing the administration of our Annual Incentive Compensation Plan (AICP), equity incentive plans, and our 1986 Employee Stock Purchase Plan (ESPP);
- Assisting management in designing new compensation policies and plans;
- Reviewing and providing guidance to management concerning succession plans and development actions for key leadership roles;
- Reviewing and assisting management concerning the Company's Human Capital disclosures in its public filings;
- Reviewing and discussing the Compensation Discussion and Analysis contained in this proxy statement and other compensation disclosures with management; and
- Overseeing the Management Compensation and Development Committee.

## Compensation Committee Interlocks and Insider Participation

During fiscal year 2025, Messrs. MacLellan (Chair), Bartlett, Donnelly, Golston, Stevens, Verma, and Wilson and Ms. Dublin, Rominger, Smith, and Wijnberg served as members of the Compensation Committee. No member of the Compensation Committee was an officer or employee of the Company or any of its subsidiaries during 2025, and no member was formerly an officer of the Company or any of its subsidiaries or was a party to any disclosable related party transaction involving the Company. During 2025, none of the executive officers of the Company served on the board of directors or on the compensation committee of any other entity that has or had executive officers serving as a member of the Board or Compensation Committee of the Company.

### Nominating and Corporate Governance Committee

Meetings in 2025: **5**  
The report of the committee appears on **page 21**.

#### Chair



Rominger

#### Members



Stevens



Verma



Wilson

The Board has determined that all Nominating and Corporate Governance Committee members meet the independence criteria of the NASDAQ Global Select Market.

## Responsibilities

The Nominating and Corporate Governance Committee supervises and reviews the affairs of Price Group in relation to the Board, director nominees and compensation, committee composition, stockholder communications, and other corporate governance matters.

Among the Nominating and Corporate Governance Committee's responsibilities are:

- Identifying, evaluating, and nominating director candidates;
- Considering the continued membership of each director, and recommending the appropriate skills and characteristics of potential directors;
- Developing director orientation and education opportunities;
- Reviewing and approving the compensation of independent directors;
- Recommending committee and chair assignments;
- Overseeing procedures regarding stockholder nominations and other communications to the Board;

- Reviewing the effectiveness of the Board in the corporate governance process;
- Monitoring compliance with and recommending any changes to the Corporate Governance Guidelines and other governance policies;
- Monitoring and oversight of, in coordination with the Compensation Committee and the Board, succession planning for the CEO;
- Overseeing policies related to political expenditures and political activities;
- Overseeing all environmental, climate, governance and social issues applicable to the Company; and
- Reviewing the Company's actions related to its sustainability strategies, as well as trends in legislation, regulation, litigation and public debate, and considering potential impacts on stockholders, employees, and other stakeholders.

## Executive Committee

### Chair



Sharps

### Members



MacLellan



Wilson

## Responsibilities

The Executive Committee functions between meetings of the Board in the event that prompt action be called for that requires formal action by or on behalf of the Board in circumstances where it is impractical to call and hold a full meeting of the Board. The Executive Committee possesses the authority to exercise all the powers of the Board except as limited by Maryland law.

If the Executive Committee acts on matters requiring formal Board action, those acts are reported to the Board at its next meeting for ratification.

## Board Policies and Procedures

### Code of Ethics

Pursuant to rules promulgated under the Sarbanes-Oxley Act, the Board has adopted the Code. The Code is intended to deter wrongdoing and promote honest and ethical conduct; full, timely, and accurate financial reporting; compliance with laws; and accountability for adherence to the Code, including internal reporting of Code violations. A copy of the Code is available on our website. We intend to satisfy the disclosure requirements regarding any amendment to, or waiver from, a provision of the Code by making disclosures concerning such matters available on the Investor Relations page of our website, [troweprice.com](http://troweprice.com).

We also have a Code of Ethics and Personal Transactions Policy and a Global Code of Conduct, both of which are applicable to all employees and directors of the Company. Our Code of Ethics and Personal Transactions Policy prohibits all employees and directors of the Company from (i) any short sales of our common stock, (ii) purchasing options on our common stock, (iii) entering into any contract or purchasing any instrument designed to hedge or offset any decrease in the market value of our common stock, or (iv) transacting on the basis of material nonpublic information, as further described in "Insider Trading Arrangements and Policies" below. It is the Company's policy for all employees to participate annually in continuing education and training relating to the Code of Ethics and Personal Transactions Policy and the Global Code of Conduct.

### Insider Trading Arrangements and Policies

We have adopted insider trading policies (Insider Trading Policies), which are contained in our Code of Ethics and Personal Transactions Policy, governing the purchase, sale, and other dispositions of our securities, including by our

directors, officers, and employees. We believe the Insider Trading Policies are reasonably designed to promote compliance with applicable insider trading laws, rules, and regulations, as well as NASDAQ Global Select Market listing standards. The foregoing description of our Insider Trading Policies is qualified in its entirety by reference to the full text of the Code of Ethics and Personal Transactions Policy, filed as Exhibit 19 to our Annual Report on Form 10-K for the fiscal year ended December 31, 2025, filed with the SEC on February 13, 2026.

## Corporate Governance Guidelines

The Board represents the interests of stockholders in fostering a business that is successful in all respects. The Board is responsible for determining that the Company is managed with this objective in mind and that management is executing its responsibilities. The Board's responsibility is to regularly monitor the effectiveness of management policies and decisions, including the execution of its strategies. In addition to fulfilling its obligations for representing the interests of stockholders, the Board has responsibility to the Company's employees, the mutual funds and investment portfolios that the Company manages, the Company's other customers and business constituents, and the communities where the Company operates. All are essential to a successful business. Our Corporate Governance Guidelines can be found on our website, [troweprice.com](http://troweprice.com).

## Non-employee Director Independence Determinations

The Board has considered the independence of current directors and director nominees and has concluded that, excluding Messrs. Sharps and August, each such person qualifies as an independent director within the meaning of the applicable rules of the NASDAQ Global Select Market.

In making its determination of independence, the Board applied guidelines that it has adopted and concluded that the following relationships should not be considered material relationships that would impair a director's independence:

- relationships where a director or an immediate family member of a director purchases or acquires investment services, investment securities, or similar products and services from the Company or one of its sponsored mutual funds and trusts (Price funds) as long as the relationship is on terms consistent with those generally available to other persons doing business with the Company, its subsidiaries, or its sponsored investment products; and
- relationships where a corporation, partnership, or other entity with respect to which a director or an immediate family member of a director is an officer, director, employee, partner, or member purchases services from the Company, including investment management or defined contribution retirement plan services, on terms consistent with those generally available to other entities doing business with the Company or its subsidiaries.

The Board believes that this policy sets an appropriate standard for dealing with ordinary course of business relationships that may arise from time to time.

### Proposal 1

## Election of Directors

In this proxy statement, 13 director nominees are presented pursuant to the recommendation of the Nominating and Corporate Governance Committee. All have been nominated by the Board to hold office until the next annual meeting of stockholders and until their respective successors are elected and qualify.

	<b>FOR</b>	<b>Recommendation of the Board</b> We recommend that you vote <b>FOR</b> all the director nominees under Proposal 1.	<b>Vote Required</b>
---	------------	---	----------------------

If any director nominee becomes unable or unwilling to serve between now and the Annual Meeting, proxies will be voted FOR the election of a replacement recommended by the Nominating and Corporate Governance Committee and approved by the Board.

# Corporate Governance

## Report of the Nominating and Corporate Governance Committee

Our Nominating and Corporate Governance Committee has general oversight responsibility for governance of the Company, including the assessment and recruitment of new director candidates and the evaluation of individual directors, the Board, and committee performance. We monitor regulatory and other developments in the governance area with a view toward both legal compliance and maintaining governance procedures at the Company, consistent with what we consider to be best practices. In this regard, we routinely receive information relating to best governance practices for institutions similar to the Company, including input from members of the Company's proxy voting group concerning relevant trends. In addition, the Nominating and Corporate Governance Committee has oversight of the Company's environmental and corporate social responsibility activities and the Company's policies related to political expenditures and political activities.

## Governance Highlights

### Overview

Our Board employs practices that foster effective Board oversight of critical matters such as strategy, management succession planning, financial and other controls, technology, risk management, and compliance. The Board reviews our major governance policies and processes regularly in the context of current corporate governance trends, regulatory changes, and recognized best practices.

The Board is deeply involved in understanding and developing the culture at the Company. The Board recognizes that the Company's people are its most valuable asset, and as such, the Board at several of its meetings holds discussions with the Company's current and rising leaders. The Board considers succession planning not just for the CEO, but also for several other key management positions.

### Committee Oversight

Our Nominating and Corporate Governance Committee maintains oversight of the Company's environmental and corporate social responsibility activities, including considering the impact of the Company's policies on employees, stockholders, and communities. During the year, the Nominating and Corporate Governance Committee and the Board received updates from management on the Company's sustainability efforts.

Pursuant to the Nominating and Corporate Governance Committee's oversight of political activities, the Nominating and Corporate Governance Committee is informed of, and consulted on, any political developments impacting the Company. Additionally, the Nominating and Corporate Governance Committee reviews the corporate memberships that the Company maintains with trade associations and requests that these groups not use the Company's dues for political campaign contributions or to confirm to the Company if they do. The Company does not contribute corporate funds to candidates, political party committees, political action committees, or any political organization exempt from federal income taxes. Further, the Company does not maintain a political action committee and does not spend corporate funds directly on independent expenditures.

## Board Composition

### Director Nomination Process

#### Ongoing Assessment of Composition and Structure

In considering the overall qualifications of our director nominees and their contributions to our Board, and in determining our need for additional directors, we seek to maintain a Board membership consisting of directors with a diverse set of

experiences and attributes who will be meaningfully involved in our Board discussions and will facilitate a transparent and collaborative atmosphere and culture. Our directors generally develop a long-term relationship with the Company, which we believe facilitates a deeper knowledge of our business and its strategies, opportunities, risks, and challenges. At the same time, we periodically look for additions to our Board to enhance our capabilities and bring new perspectives and ideas to our Board. During 2025, the Nominating and Corporate Governance Committee identified a potential need for new candidates to join the Board, due in part to the impending retirement of Mr. Bartlett. Reflecting this philosophy, we added two new independent directors to the Board in October 2025.

### **Commitment to Broad Skills, Expertise, and Perspective**

Our current Board comprises individuals with a substantial variety of skills and expertise, including with respect to executive management, financial institutions, government, accounting and finance, investment management, public company boards, and not-for-profit organizations. The Board historically has valued varying perspectives brought by individuals of differing backgrounds and experiences. Our Board is not just composed of individuals knowledgeable about our business, but is also reflective of our clients, the communities we serve, and our stakeholders. The Nominating and Corporate Governance Committee believes it is important to maintain a mix of experienced directors with a deep understanding of the Company and newer directors who bring a fresh perspective to the challenges of our industry. We consider diversity as a factor relevant to any particular nominee and to the overall composition of our Board. In considering diversity, we recognize a person's background and experience as well as other factors that we believe will inform the way they consider decisions brought before the Board.

### **Selection of Director Candidates**

The Nominating and Corporate Governance Committee supervises the nomination process for directors. The Nominating and Corporate Governance Committee considers the performance, independence, diversity, and other characteristics of our incumbent directors, including their willingness to serve for an additional term and any change in their employment or other circumstances in considering their renomination each year.

Following the Annual Meeting, the Board will have 13 directors, 11 of who will be independent. The tenure of our independent directors ranges from six months to 16 years, with an average tenure of approximately seven years. When a director is set to retire from our Board, the Nominating and Corporate Governance Committee focuses on identifying candidates with the skills and backgrounds to complement the Board, in addition to seeking candidates who would bring further capabilities and experience to our Board.

The Nominating and Corporate Governance Committee engaged a consultant to find potential candidates to join the Board, due in part to the impending retirement of Mr. Bartlett, who has reached the mandatory retirement age set forth in our Corporate Governance Guidelines. After reviewing possible director candidates, the Nominating and Corporate Governance Committee nominated, and our Board elected, Mr. Golston and Mr. Verma to the Board in October 2025. The Board selected Mr. Golston due in part to his significant financial reporting and operational experience developed throughout his career, particularly in his role as the president of the United States Program at the Gates Foundation. The Board selected Mr. Verma due in part to his substantial experience concerning foreign and legislative affairs developed throughout his career, particularly through his various roles with the U.S. State Department, in addition to his knowledge about the Company and its business through his prior service on the Board.

The Company's Corporate Governance Guidelines includes a policy that the Board may grant an exception to a director's mandatory retirement if the Board determines that it would be necessary or advisable for the director to continue to serve on the Board.

In connection with the Annual Meeting, the Nominating and Corporate Governance Committee discussed the potential retirement of Mr. Bartlett, as he had reached the retirement age set forth in our Corporate Governance Guidelines. During the discussion it was identified that the Company would benefit from Mr. Bartlett's continued service on the Board during the required rotation of our audit partner at KPMG, and to continue to take advantage of his institutional knowledge and experience. Following the discussions, the Nominating and Corporate Governance Committee recommended to the Board that an exception to the mandatory retirement age for Mr. Bartlett would be advisable, which was then subsequently approved by the Board in connection with the Annual Meeting.

## Identification and Consideration of New Nominees

In the event that a vacancy exists or we decide to increase the size of the Board, we identify, interview and examine, and make recommendations to the Board regarding appropriate candidates. We will consider Board nominees with diverse capabilities, and we generally look for nominees with capabilities in one or more of the following areas: investment and money management, general management and leadership, economics and economic policy, audit and accounting, finance and treasury functions, marketing, operations, technology and cybersecurity, human resources and personnel, risk management, strategic planning, governance, law, regulation and compliance, property management, and international and global experience relating to one or more of the foregoing areas. In evaluating potential candidates, we consider independence from management, background, experience, expertise, commitment, number of other public board and related committee seats held, and potential conflicts of interest, among other factors, and take into account the composition of the Board at the time of the assessment. All candidates for nomination must:

- demonstrate unimpeachable character and integrity,
- have sufficient time to carry out their duties,
- have experience at senior levels in areas of expertise helpful to the Company and consistent with the objective of having a diverse and well-rounded Board, and
- have the willingness and commitment to assume the responsibilities required of a director of the Company.

In addition, candidates expected to serve on the Audit Committee must meet independence and financial literacy qualifications imposed by the NASDAQ Global Select Market and by the SEC and other applicable law. Candidates expected to serve on the Nominating and Corporate Governance Committee or the Compensation Committee must meet independence qualifications set out by the NASDAQ Global Select Market. Our evaluations of potential directors include, among other things, an assessment of a candidate's background and credentials, personal interviews, and discussions with appropriate references. Once we have selected a candidate, we present him or her to the full Board for election if a vacancy occurs or is created by an increase in the size of the Board during the course of the year or for nomination if the director is to be first elected by the Company's stockholders. All directors serve for a one-year term and must stand for reelection annually.

### Identification of Candidates

The Nominating and Corporate Governance Committee identifies, interviews and examines, and makes recommendations to the Board regarding appropriate candidates. The Nominating and Corporate Governance Committee identifies potential candidates principally through the following:

- Consideration of incumbent directors
- Suggestions from the Company's directors and senior management
- Third parties/national search organization
- Candidates recommended or suggested by stockholders

### Evaluation of Candidates

The Nominating and Corporate Governance Committee's evaluations of potential directors include the following:

- An assessment of a candidate's background and credentials
- Personal interviews
- Discussions with appropriate references

### Election of Candidates

Once the Nominating and Corporate Governance Committee has selected a candidate, the candidate is presented to the full Board for election if a vacancy occurs or is created by an increase in the size of the Board during the course of the year, or for nomination if the director is to be first elected by the Company's stockholders.

## **Stockholder Recommendations and Nominations**

### **Recommendations**

A stockholder who wishes to recommend a candidate for the Board should send a letter to the chair of the Nominating and Corporate Governance Committee at the Company's principal executive offices providing: (i) information relevant to the candidate's satisfaction of the criteria described above under "Director Nomination Process" and (ii) information that would be required for a director nomination under Section 1.11 of the By-Laws. The Nominating and Corporate Governance Committee will consider and evaluate candidates recommended by stockholders in the same manner it considers candidates from other sources. Acceptance of a recommendation does not imply that the Nominating and Corporate Governance Committee will recommend, and the Board will ultimately nominate, the recommended candidate.

### **Proxy Access and Nominations**

We have adopted a proxy access right to permit a stockholder, or a group of up to 20 stockholders, owning 3% or more of the Company's outstanding common stock continuously for at least three years, to nominate and include in the Company's proxy materials, director nominees constituting up to two individuals or 20% of the Board (whichever is greater), provided that the stockholder(s) and the nominee(s) satisfy the requirements specified in the By-Laws. Section 1.13 of the By-Laws sets out the procedures a stockholder must follow to use proxy access. Section 1.11 of the By-Laws sets out the procedures a stockholder must follow in order to nominate a candidate for Board membership outside of the proxy access process. For these requirements, please refer to the By-Laws as of February 9, 2021, filed as Exhibit 3.1 to our Annual Report on Form 10-K for the fiscal year ended December 31, 2020, filed with the SEC on February 11, 2021.

### **Majority Voting**

We have adopted a majority voting standard for the election of our directors. Under our By-Laws, in an uncontested election, a nominee will not be elected unless he or she receives more "FOR" votes than "AGAINST" votes. Under Maryland law, any incumbent director not so elected would continue in office as a "holdover" director until removed or replaced. As a result, the By-Laws also provide that any director who fails to obtain the required vote in an uncontested election must submit his or her resignation to the Board. The Board must decide whether to accept or decline the resignation, or decline the resignation with conditions, taking into consideration the Nominating and Corporate Governance Committee's recommendation after consideration of all factors deemed relevant, within 90 days after the vote has been certified. Plurality voting will apply to contested elections.

## Board Leadership

### Chair of the Board and Lead Independent Director

---



**Robert W. Sharps**  
Chair of the Board

Mr. Sharps became the chair of the Board following the 2024 Annual Meeting, in addition to his role as CEO and president. By serving in both positions, Mr. Sharps has been able to draw on his detailed knowledge of the Company to provide leadership to the Board in coordination with the lead independent director. We believe Mr. Sharps' service as the chair provides our independent directors with increased exposure to senior management, as well as greater insight into the needs of the business. The combined role of chair and CEO reflects the Board's confidence in the leadership of Mr. Sharps and also ensures that the Company presents its strategy to clients, employees, and stockholders with a unified voice from the person most knowledgeable about, and responsible for, the implementation of the Company's strategy. In addition, having one person serve as both chair and CEO maintains clear accountability and responsibility for steering the direction of the Company.



**Alan D. Wilson**  
Lead Independent Director

Mr. Wilson was elected by our independent directors as lead independent director after the 2018 Annual Meeting. The lead independent director role was created in 2004 and has continually developed since that time. The lead independent director chairs Board meetings when the chair is not present, approves Board agendas and meeting schedules, and oversees Board materials distributed in advance of Board meetings. The lead independent director also calls meetings of the independent directors, chairs all executive sessions of the independent directors, and acts as a liaison between the independent directors and management. The lead independent director works with the chair of the Nominating and Corporate Governance Committee when considering new director nominees and provides input on the design and makeup of the Board and its committees. In connection with our annual board and committee evaluation, the lead independent director conducts interviews with each director to solicit input and to ensure directors' concerns are being addressed. The lead independent director is available to the Company's general counsel and corporate secretary to discuss and, as necessary, respond to stockholder communications to the Board. Finally, the lead independent director generally serves as the Board representative in various meetings with the Company's stockholders and other key stakeholders.

Mr. Wilson's significant executive management experience, including having served as chair and chief executive officer of a publicly traded company, makes him especially qualified to serve as the lead independent director for the Board.

## **Independent Leadership**

In May 2024, the Board appointed Mr. Sharps to serve as the chair of the Board, in addition to his role as our CEO and president. During our history, the Company has been served well by having the same person serve as both the chair and the CEO. The Board has determined that the election of a lead independent director, together with a combined chair and CEO, serves the best interests of the Company and its stockholders at this time. We historically have found that a strong lead independent director provides independent leadership to our Board. We believe that the combination of a combined chair and CEO and a well-empowered lead independent director provides significant independent leadership of our Board, while also furnishing a valuable bridge between the Board and the Company's business. The Company has an experienced and diverse independent Board, and a supermajority of the Board are independent under the NASDAQ Global Select Market standards. In addition, the Audit Committee, the Compensation Committee, and the Nominating and Corporate Governance Committee are all composed entirely of independent directors, and our lead independent director, together with these committees, has significant and meaningful responsibilities designed to foster critical oversight and good governance practices. We believe that our governance structure is appropriate at this time and serves the interests of the Company and its stockholders well.

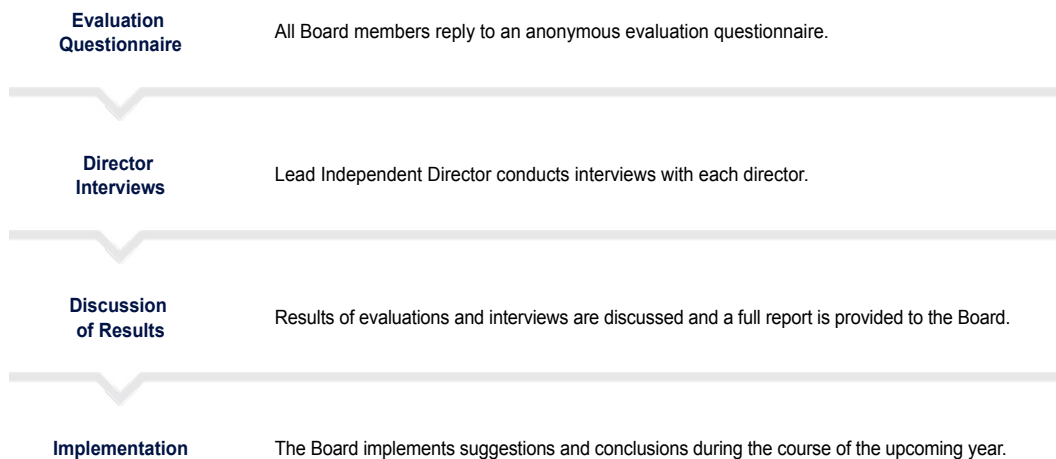
The Board is confident that the duties and responsibilities allocated to its lead independent director, together with its other corporate governance practices and strong independent Board, provides appropriate and effective independent oversight of management.

## **Committee Leadership and Rotation**

Mr. Bartlett and Mr. MacLellan have been the chairs of the Audit Committee and the Compensation Committee, respectively, since 2015, and Ms. Rominger has been the chair of the Nominating and Corporate Governance Committee since 2024. Our Corporate Governance Guidelines provide that periodic rotation of committee membership and chairpersons is generally beneficial to the Company and contributes to healthy and collaborative Board engagement. However, this rotation is not mandatory, and in some circumstances, continued service on a committee or as chair by persons with particular skills may be warranted. At least every five years, the Nominating and Corporate Governance Committee does a thorough review of all Board leadership positions to make recommendations to the Board about potential changes and to suggest skills that may be needed on the committees.

## Board Evaluations

At the end of 2025, we asked all directors to reply to an anonymous evaluation questionnaire regarding the performance of the Board and its committees during the year, which evaluation was conducted in consultation with the chair of the Nominating and Corporate Governance Committee and the lead independent director. Feedback from these questionnaires was supplemented by interviews of each director by our lead independent director. The results of the evaluations and interviews were then discussed at a meeting of the Nominating and Corporate Governance Committee, and a full report was also provided to the Board. Consistent with past practice, we consider suggestions from the evaluation process for inclusion during the course of the upcoming year. We plan to continue to conduct evaluations and interviews each year and to periodically modify our procedures to ensure that we are responsive to suggestions from our directors and any future developments.



## Engagement with our Stockholders

As investment professionals, we know the value of engaging with companies. We maintain an active and open dialogue with our stockholders through individual virtual and in-person meetings, engagements at conferences, and inviting them to our Annual Meeting. We proactively engage them on a range of topics, including corporate governance and our philosophy and practices relating to sustainability. We attempt to incorporate and address the feedback we receive from our stockholders into our practices, as follows:

HOW	WHAT
<ul style="list-style-type: none"> <li>■ Attendance at conferences</li> <li>■ Public management update at quarterly earnings calls</li> <li>■ Individual stockholder calls and meetings</li> <li>■ Annual Meeting of Stockholders</li> <li>■ Outreach, calls, and meetings with investors' corporate governance departments</li> <li>■ Universal access to an email address for stockholders wishing to contact the Board</li> </ul>	<ul style="list-style-type: none"> <li>■ Strategic and financial performance and goals</li> <li>■ Corporate and business strategy</li> <li>■ Board composition and leadership structure</li> <li>■ Corporate governance and industry trends, including sustainability considerations</li> <li>■ Regulatory considerations</li> <li>■ Respond to inquiries concerning a broad range of topics</li> </ul>

As part of our ongoing effort to interact and communicate with our stockholders and other key stakeholders, we held over 55 individual meetings with our investors to discuss the Company's performance and progress against our long-term strategy, as well as broader trends across the investment management industry. Participating in such meetings were representatives from our Investor Relations, Finance, Legal, and Corporate Sustainability departments, who provided a meaningful discussion about the Company's activities. We also participated at seven sell-side hosted financial services' conferences, meeting with over 175 companies across the seven events. We continued our quarterly earnings calls with our CEO and president, our chief financial officer (CFO) and treasurer, and our head of Global Investments and chief investment officer (CIO), during which they provided investors an overview of the state of the Company and responded to questions. Approximately 175 external participants have attended these earnings calls each quarter. Additionally, in an effort to provide greater transparency around our efforts and progress related to our governance and sustainability initiatives, we published our 2024 Sustainability Report and held calls with several investors to further discuss these topics. We also engage regularly with the investment firms that cover our stock, conducting 85 calls or meetings during 2025 with these firms. We look forward to continuing to foster our relationships with stockholders and other key stakeholders.

## Stockholder Proposals

From time to time, we receive proposals from our stockholders intended for inclusion in our proxy statement. We typically work with Company management in reviewing these proposals and determining an appropriate course of action in response, including, where necessary, a statement of our position for or in opposition to the proposal from the stockholder. Often, in response, the Board will ask management to engage with a stockholder on their proposal, which has led to meaningful dialogue and assisted the Board in understanding the concerns of our stockholders.

## Stockholder Communications with the Board

Our directors are interested in hearing the opinions of our stockholders. The Nominating and Corporate Governance Committee has established the following procedures in order to facilitate communications between our stockholders and our Board:

- Stockholders may send correspondence, which should indicate that the sender is a stockholder, to our Board or to any individual director by mail to T. Rowe Price Group, Inc., c/o general counsel, PO Box 17134, Baltimore, MD 21297-1134, or by email to [contact\\_the\\_board@troweprice.com](mailto:contact_the_board@troweprice.com) or by internet at [investors.troweprice.com/investor-resources/contact-us](https://investors.troweprice.com/investor-resources/contact-us).
- Our general counsel is responsible for the first review and logging of this correspondence. The general counsel will forward the communication to the director or directors to whom it is addressed unless it is a type of correspondence that the Nominating and Corporate Governance Committee has identified as correspondence that may be retained in our files and not sent to directors.
- The Nominating and Corporate Governance Committee has authorized the general counsel to retain and not send to directors the following types of communications:
  - Advertising or promotional in nature (offering goods or services);
  - Complaints by clients with respect to ordinary course of business customer service and satisfaction issues, provided, however, that the general counsel will notify the chair of the Nominating and Corporate Governance Committee of any complaints that, in the opinion of the general counsel, warrant immediate committee attention by their nature or frequency; or
  - Those clearly unrelated to our business, industry, management, Board, or committee matters.
- These types of communications will be logged and filed but not circulated to directors. Except as described above, the general counsel will not screen communications sent to directors. The log of stockholder correspondence is available to members of the Nominating and Corporate Governance Committee for inspection. At least once each year, the general counsel will provide to the Nominating and Corporate Governance Committee a summary of the communications received from stockholders, including the communications not sent to directors in accordance with screening procedures approved by the Nominating and Corporate Governance Committee.

By the Nominating and Corporate Governance Committee of the  
Board of Directors of T. Rowe Price Group, Inc.

Eileen P. Rominger, Chair  
Robert J. Stevens  
Richard R. Verma  
Alan D. Wilson

## Compensation of Directors

The Nominating and Corporate Governance Committee is responsible for periodically reviewing non-employee director compensation and benefits and recommending changes, if appropriate, to the full Board. Our non-employee director compensation program is designed to accomplish a number of objectives:

- Align the interests of our non-employee directors with those of our stockholders,
- Provide competitive compensation for service to the Board by our non-employee directors,
- Maintain appropriate consistency with our approach to compensation for our executive officers and senior employees, and
- Attract and retain a diverse mix of capable and highly qualified directors.

We provide both cash and equity compensation annually to our directors and believe that, over time, cash and equity compensation should reflect approximately 40% and 60%, respectively, of the total compensation paid to our directors. The cash compensation component is based primarily on an annual retainer coupled with additional retainers for the lead director role and committee and committee chair roles. The equity compensation component is in the form of full-value awards and the possibility of electing restricted stock units (RSUs), as further explained below. We believe our total compensation package and compensation structure is comparable to and in line with other major financial services companies.

The Nominating and Corporate Governance Committee periodically reviews and considers competitive market practices. In 2025, the Board approved changes to the compensation program for our non-employee directors after reviewing current market practices and discussions with its compensation consultant.

### Fees and Other Compensation in 2025

During 2025, we changed our compensation program for non-employee directors to remove per-meeting fees and to increase the retainers for certain leadership positions. Our non-employee directors received the following in 2025:

- An annual retainer of \$100,000 for all non-employee directors;
- A fee of \$50,000 for the lead director, which was increased from \$15,000;
- A fee of \$35,000 for the chair of the Audit Committee, increased from \$20,000, and a fee of \$15,000 for each Audit Committee member, increased from \$5,000 and replacing a \$1,500 fee per committee meeting;
- A fee of \$25,000 for the chair of the Compensation Committee, increased from \$10,000, and a fee of \$12,000 for each Compensation Committee member, replacing a \$1,500 fee per committee meeting;
- A fee of \$25,000 for the chair of the Nominating and Corporate Governance Committee, increased from \$10,000, and a fee of \$10,000 for each Nominating and Corporate Governance Committee member, replacing a \$1,500 fee per committee meeting;
- Directors and all U.S. employees of Price Group and its subsidiaries are eligible to have our sponsored T. Rowe Price Foundation match personal gifts up to an annual limit to qualified charitable organizations. For 2025, non-employee directors were eligible to have up to \$10,000 matched; and
- The reimbursement of reasonable out-of-pocket expenses incurred in connection with their travel to and from, and attendance at, each meeting of the Board and its committees and related activities, including director education courses and materials.

The annual retainer and fees noted above are prorated for the period of time during the calendar year that each director held the position. Non-employee directors can elect to defer payment of their director fees until the next calendar year pursuant to the Outside Directors Deferred Compensation Plan or to defer payment of their director fees into vested RSUs pursuant to the 2017 Non-Employee Director Equity Plan, as amended (2017 Director Plan). The RSUs will be settled in shares of our common stock, or cash in the case of fractional shares, upon the director's separation from service. Any such election needs to be received prior to the beginning of the year they earn the cash compensation. Messrs. Donnelly, MacLellan, Stevens, and Wilson and Ms. Wijnberg elected to have their 2025 director fees deferred into vested RSUs.

## Equity-Based Compensation in 2025

Pursuant to the 2017 Director Plan, each newly elected Board member is awarded an initial grant in the form, at their election, of restricted shares (RSAs) or RSUs having a value on the date of grant of \$300,000 that vest one year after the grant date. In each subsequent year, each non-employee director is awarded, at their election, RSAs or RSUs having a value on the date of grant of \$200,000 on the first business day after the Annual Meeting. Each of the award types vest upon the earliest of one year after the grant date; the day before the Annual Meeting held in the calendar year after the year in which the grant is made; the non-employee director's death or date on which the director becomes totally and permanently disabled; or the date on which a change in control occurs, provided the director continues to be a member of the Board on the applicable date.

RSAs entitle the holder to the rights of a stockholder, including voting, dividend, and distribution rights, but are nontransferable until they vest. Vested RSUs will be settled in shares of our common stock or cash, in the case of fractional shares, upon a non-employee director's separation from service. Non-employee directors holding RSUs are not entitled to voting, dividend, distribution, or other rights until the corresponding shares of our common stock are issued upon settlement; however, if and when we pay a cash dividend to our common stockholders, we will issue dividend equivalents in the form of additional RSUs. Under the 2017 Director Plan, dividends and dividend equivalents payable with respect to unvested restricted shares and unvested RSUs will be subject to the same vesting and risks of forfeiture as the restricted shares and RSUs to which they are attributable. The 2017 Director Plan includes a provision that accelerates the vesting of all outstanding awards in connection with a change in control of Price Group. Upon a change in control, any outstanding RSUs will be settled in cash or shares at the discretion of the Board.

## Ownership and Retention Guidelines

Each non-employee director is required to hold shares of our common stock, within five years of their appointment to the Board, having a value equal to five times the applicable cash retainer at the time they joined. For purposes of the calculation, unvested RSAs and outstanding RSUs are counted, but unexercised stock options are not. Once this ownership goal is achieved, the number of shares required to be held becomes fixed and must be maintained until the end of the director's service on the Board. Until the ownership goal is achieved, the director is expected to retain "net gain shares" resulting from the exercise of stock options or vesting of RSAs or RSUs granted under the applicable director plan. Net gain shares are the shares remaining after payment of the stock option exercise price and taxes owed with respect to the exercise or vesting event. All of our directors have achieved and maintain the ownership goal as of the date of this proxy statement, other than Messrs. Golston and Verma, who joined the Board in October 2025 and have additional time to meet their ownership goals. In addition during 2025, the Board approved a change to the retention guidelines to provide that all non-employee directors are expected to retain all shares of the Company's common stock, or at least net gain shares, until they retire from the Board.

## 2025 Director Compensation<sup>1</sup>

The following table sets forth information regarding the compensation earned by, or paid to, directors who served on our Board during 2025. As officers of Price Group, Mr. Sharps and Mr. August did not receive separate directors' fees, so they have been omitted from this table. Mr. Sharps and Mr. August each appear in our Summary Compensation Table as NEOs.

NAME	FEES EARNED OR PAID IN CASH	STOCK AWARDS <sup>2,3</sup>	ALL OTHER COMPENSATION <sup>4</sup>	TOTAL
<b>Mark S. Bartlett</b>	\$ 146,210	\$ 200,040	\$ 7,500	\$ 353,750
<b>William P. Donnelly</b>	\$ —	\$ 372,127	\$ 10,000	\$ 382,127
<b>Dina Dublon</b>	\$ 128,100	\$ 246,504	\$ 10,000	\$ 384,604
<b>Allan C. Golston</b>	\$ 27,836	\$ 303,712	\$ 8,750	\$ 340,298
<b>Robert F. MacLellan</b>	\$ —	\$ 403,033	\$ 10,000	\$ 413,033
<b>Eileen P. Rominger</b>	\$ 133,278	\$ 200,040	\$ —	\$ 333,318
<b>Cynthia F. Smith</b>	\$ 128,100	\$ 217,971	\$ —	\$ 346,071
<b>Robert J. Stevens</b>	\$ —	\$ 422,400	\$ —	\$ 422,400
<b>Richard R. Verma</b>	\$ 26,740	\$ 303,712	\$ 10,000	\$ 340,452
<b>Sandra S. Wijnberg</b>	\$ —	\$ 379,779	\$ 10,000	\$ 389,779
<b>Alan D. Wilson</b>	\$ —	\$ 537,184	\$ —	\$ 537,184

<sup>1</sup> Includes only those columns relating to compensation awarded to, earned by, or paid to non-employee directors for their services in 2025. All other columns have been omitted.

<sup>2</sup> The following table represents the equity awards granted in 2025 to certain of the non-employee directors named above. Represents the full grant date fair value of RSAs or RSUs granted in accordance with FASB ASC Topic 718. The fair value was computed using the market price per share of Price Group common stock on the date of grant multiplied by the target number of units, as this was considered the probable outcome. In accordance with the 2017 Director Plan, each non-employee director was awarded a grant date value of \$200,000. In addition, pursuant to our 2017 Director Plan, some directors elected to have their fees, which are typically paid semiannually, deferred into RSUs. The holders of RSUs also receive dividend equivalents in the form of additional vested RSUs on each of the Company's quarterly dividend payment dates. The award value or dividend equivalent value was converted to RSAs or RSUs, using the closing stock price of our common stock on the date of grant. Fractional shares were rounded up to the nearest whole share.

DIRECTOR	GRANT DATE	NUMBER OF RESTRICTED SHARES	NUMBER OF RSUs	GRANT DATE FAIR VALUE OF STOCK AND OPTION AWARDS
<b>Mark S. Bartlett</b>	5/9/2025	2,157		\$ 200,040
<b>William P. Donnelly</b>	3/28/2025		90	\$ 8,286
	5/9/2025		2,157	\$ 200,040
	6/27/2025		116	\$ 11,141
	6/30/2025		670	\$ 64,655
	9/29/2025		117	\$ 12,139
	12/30/2025		119	\$ 12,288
	12/31/2025		621	\$ 63,578
	<b>Dina Dublon</b>	3/28/2025		124
<b>Dina Dublon</b>	5/9/2025	2,157		\$ 200,040
	6/27/2025		120	\$ 11,543
	9/29/2025		113	\$ 11,696
	12/30/2025		114	\$ 11,839
<b>Allan C. Golston</b>	10/28/2025		2,859	\$ 300,081
	12/30/2025		35	\$ 3,631
<b>Robert F. MacLellan</b>	3/28/2025		168	\$ 15,348
	5/9/2025	2,157		\$ 200,040
	6/27/2025		162	\$ 15,561
	6/30/2025		710	\$ 68,515
	9/29/2025		161	\$ 16,668
	12/30/2025		163	\$ 16,873
	12/31/2025		684	\$ 70,028
<b>Eileen P. Rominger</b>	5/9/2025	2,157		\$ 200,040
<b>Cynthia F. Smith</b>	3/28/2025		26	\$ 2,354
	5/9/2025		2,157	\$ 200,040
	6/27/2025		53	\$ 5,126
	9/29/2025		50	\$ 5,194
	12/30/2025		51	\$ 5,257
	<b>Robert J. Stevens</b>	3/28/2025		247
<b>Robert J. Stevens</b>	5/9/2025		2,157	\$ 200,040
	6/27/2025		267	\$ 25,669
	6/30/2025		613	\$ 59,155
	9/29/2025		259	\$ 26,787
	12/30/2025		262	\$ 27,115
	12/31/2025		596	\$ 61,018
	<b>Richard R. Verma</b>	10/28/2025		2,859
	12/30/2025		35	\$ 3,631

DIRECTOR	GRANT DATE	NUMBER OF RESTRICTED SHARES	NUMBER OF RSUs	GRANT DATE FAIR VALUE OF STOCK AND OPTION AWARDS
Sandra S. Wijnberg	3/28/2025		153	\$ 13,986
	5/9/2025	2,157		\$ 200,040
	6/27/2025		148	\$ 14,180
	6/30/2025		613	\$ 59,155
	9/29/2025		146	\$ 15,146
	12/30/2025		148	\$ 15,332
	12/31/2025		605	\$ 61,940
Alan D. Wilson	3/28/2025		453	\$ 41,465
	5/9/2025		2,157	\$ 200,040
	6/27/2025		466	\$ 44,779
	6/30/2025		742	\$ 71,603
	9/29/2025		447	\$ 46,313
	12/30/2025		452	\$ 46,882
	12/31/2025		841	\$ 86,102

<sup>3</sup> The following table represents the aggregate number of equity awards outstanding as of December 31, 2025.

DIRECTOR	UNVESTED STOCK AWARDS	UNVESTED RSUs	UNEXERCISED OPTION AWARDS	TOTAL	VESTED RSUs
Mark S. Bartlett	2,157			2,157	—
William P. Donnelly		2,239		2,239	8,176
Dina Dublon	2,157			2,157	9,437
Alan C. Golston	—	2,894		2,894	—
Robert F. MacLellan	2,157		8,834	10,991	14,132
Eileen P. Rominger	2,157			2,157	—
Cynthia F. Smith		2,239		2,239	1,951
Robert J. Stevens		2,239		2,239	19,969
Richard R. Verma		2,894		2,894	0
Sandra S. Wijnberg	2,157			2,157	12,825
Alan D. Wilson		2,239		2,239	35,969

<sup>4</sup> The amounts represent personal gifts matched by our sponsored T. Rowe Price Foundation to qualified charitable organizations.

# Risk Management Oversight

## Overall

The Board is responsible for overseeing our risk management framework but has delegated certain specific activities to the Audit Committee, the Nominating and Governance Committee, and the Compensation Committee. At each regular Board meeting, the committees report to the Board on the matters discussed at the committees' meetings, including on the risk matters delegated to each committee. In addition, from a day-to-day perspective, the Board has entrusted the Management Committee to ensure that risks across the Company are identified, managed, and reported to the Board or its committees. Finally, the Board also considers our risk management framework during executive sessions of Board meetings without management present. During these executive sessions, the lead independent director presides and then reports to the chair and to management any suggestions or actions for the Company to take.

Generally, the Board and its committees manage the risks for the Company with a long-term perspective but evaluate risks over a shorter or intermediate term to the extent these risks could impact the Company or its long-term prospects. From time to time, the Board and management engage with outside advisors, including outside legal counsel, consultants, financial analysts, and investment bankers, to ensure a thorough understanding of the risks to the Company and the industry at large and to consider options to position the Company to respond to these issues should they arise. Our senior management, including our chief financial officer and general counsel, periodically present to the Board on existing and emerging risks, and the Board discusses the same with management, to provide oversight to the risk management process. In addition, the Company has a chief risk officer and a head of global compliance, who each annually present to and meet with the Audit Committee. By having separate financial, legal, risk, and compliance departments that provide information directly to the Board through separate individuals, management believes that key risks are identified and evaluated in a more complete and unbiased manner, with separate accountable individuals to ensure comprehensive analysis and disclosure.

## Audit Committee

The Audit Committee oversees and evaluates the Company's significant risks disclosed in the Company's financial statements, including: (i) information technology and cybersecurity risks; (ii) business continuity and disaster recovery risks; (iii) environmental, social, and governance risks; (iv) employee relations; and (v) legal and compliance risks. With respect to significant risks and exposures the Company faces, the Audit Committee receives information concerning the applicable risks and the steps taken to assess, monitor, and manage those risks from members of senior management, including the chief financial officer, general counsel, chief risk officer, head of internal audit, head of global compliance, and other officers responsible for financial reporting. Based on these reports and their discussions with senior management, the Audit Committee makes recommendations as necessary to the full Board with respect to managing our overall risk.

## Compensation Committee

The Compensation Committee is responsible for overseeing the Company's compensation policies, plans, and practices and for ensuring that they are reasonably designed in coordination with the Company's risk oversight policies, to not create incentives for unnecessary or excessive risk taking. The Compensation Committee is further responsible for managing risks related to succession planning for management through its oversight of succession plans and development actions for key strategic leadership roles. The Compensation Committee has delegated responsibility for the functioning of the Company's compensation programs to the Company's Management Compensation and Development Committee, composed of senior members of management including our CEO and president, CFO and treasurer, and head of Global Investments and CIO. The Management Compensation and Development Committee designs, develops, and maintains the Company's compensation programs and regularly reviews whether these programs incentivize or encourage unnecessary risk taking and then advises the Compensation Committee on these matters. Based on this information, the Compensation Committee reports and makes recommendations as necessary to the full Board with respect to managing our overall risk.

## Nominating and Corporate Governance Committee

The Nominating and Corporate Governance Committee oversees risks related to Board succession and other corporate governance policies and practices. In addition, the Nominating and Corporate Governance Committee oversees the Company's policies concerning political expenditures and political activities and considers any risk to the Company resulting therefrom. The Nominating and Corporate Governance Committee is also responsible for overseeing the Company's risks related to sustainability and recommending specific actions to the Board related thereto. The Nominating and Corporate Governance Committee reports and makes recommendations as necessary to the full Board with respect to managing our overall risk.

## Management Committee

The Management Committee is led by the CEO and president and comprises the Company's senior leadership team. The Management Committee oversees the execution of the Company's strategy and monitors and addresses the Company's risks, including risks related to major change initiatives, financial management, and changing regulatory requirements. The Management Committee also guides, reviews, and approves business activities of the Company, while maintaining the Company's risk tolerance, as set by the Board. The Company's Enterprise Risk Management Committee, composed of senior members of management including our chief risk officer, oversees the Company's risk management strategy on behalf of the Management Committee. The Enterprise Risk Management Committee develops and maintains the Company's risk management policies and procedures and regularly monitors the significant risks inherent to the business, including operational risk, strategic risk, investment performance risk, legal and compliance risk, technology and cyber risk, environmental and social risk, human capital risk, and financial risk.

# Cybersecurity Oversight

Technology is a key component of our business operations, and cybersecurity is a significant consideration for the Company. T. Rowe Price has a holistic company wide approach to risk management, including material risks from cybersecurity threats. The Company's overall risk management activities are designed to identify, assess, report, and manage risks that could affect the Company in achieving its objectives and goals. This risk management framework operates across our business lines and integrates business operational resiliency and technology-related risks, such as cybersecurity threats. Although management is responsible for the Company's day-to-day cybersecurity operations, the Board oversees the Company's cybersecurity program. The Board does not delegate this responsibility to a committee, nor does the Board identify a cybersecurity expert to consider the Company's activities and make recommendations or provide advice to the Board. Instead, many of our directors have significant technology experience gained through their prior work experience and through their positions on other boards of directors, all of which provides the Board with insight and practical guidance in overseeing the Company's technology and operations as well as our continuing investment in and development of our cybersecurity program.

At each quarterly meeting, the Audit Committee receives an update concerning the Company's cybersecurity metrics. In addition, at least annually, the Board receives a technology and cybersecurity update from the Company's senior technology and information security leaders. The Board receives information concerning the Company's preparedness for a cyber incident in order to understand how it would respond to a specific cybersecurity threat, along with the impact to its operations. As part of this process, the Board engages in various activities to stay abreast of the cyber landscape, including briefings led by third-party and management experts and discussions related to publicized cyber events in our industry and other industries. Our global information security team, in collaboration with our risk and internal audit teams and independent third parties, assesses cyber risks and adjusts our program as needed and reports the results of the same to the Board.

# Sustainability

## Pursuing Opportunities for Clients

As an asset manager, we are a fiduciary first and foremost. We view climate change considerations through a fiduciary lens, with a focus on financial performance and risk management. The vast majority of our clients have given us a sole mandate to deliver financial performance—in these investment products, governance and sustainability factors are considered where we believe they are relevant and financially material. Separately, some clients have goals that are not purely financial. As such, we offer differentiated investment products that promote environmental and/or social characteristics or target specific environmental and/or social objectives, such as the transition to net zero or positive environmental or societal impact. These are dual-mandate products, where the client has elected to pursue specific sustainability criteria alongside financial returns.

## Corporate Sustainability

We publish a Sustainability Report that is reviewed and approved by the Nominating and Corporate Governance Committee. Additionally, our disclosures aligned to the Sustainability Accounting Standards Board and the Task Force on Climate-Related Financial Disclosures received limited assurance from an independent certified public accountant. We have set a target to achieve net zero Scope 1 and 2 emissions<sup>(1)</sup> by 2050, with an interim target of reducing emissions by 50% by 2030 compared with our 2025 baseline. Our targets to decarbonize our operations were approved by our Nominating and Corporate Governance Committee in February 2026. Both of these operational targets align our facilities with the trajectory required to stay within a 1.5°C warming scenario. We will continue to address our emissions from business travel by investing in high-quality carbon credits and allowances, including sustainable aviation fuel credits and long-term carbon removal projects. Our headquarters in Baltimore, Maryland, achieved LEED Platinum certification. More than 60% of our real estate portfolio has now achieved environmental certification.

<sup>(1)</sup> Scope 1 (direct emissions from owned or controlled sources), Scope 2 (indirect emissions from the generation of purchased electricity, steam, or cooling), Scope 3 (all other indirect emissions from an organization's value chain).

# Human Capital

## Our People Drive Our Success

At T. Rowe Price, our people are our greatest asset. Our culture of collaboration and inclusion enables us to identify and challenge our best ideas to arrive at well-informed decisions for our clients. To attract and retain top talent, we invest in the associate experience by creating individual and firmwide training and development opportunities and providing competitive and regionally specific benefits and programs that promote our associates' health and wellness.

As of December 31, 2025, we employed 7,773 associates, a decrease of 4.7% from the 8,158 associates employed at the end of 2024. We also add temporary and part-time personnel to complement our staff from time to time to meet periodic and special project demands.

### Investing in Our People

We empower our associates to achieve their goals and advance their careers by offering comprehensive, tailored learning opportunities that build essential skills and support our business priorities. Through various development opportunities—including in-person, virtual, and online training, as well as a tuition reimbursement program—we cultivate an environment where associates grow in ways that matter to them.

We also foster leadership and strengthen our firm's culture through robust mentorship and leadership development programs, with participation in our mentorship programs growing steadily since their formal launch in 2022. Additionally, associates can access a range of leadership development opportunities, including speaker events and development programs facilitated by industry experts.

The T. Rowe Price Leadership Academies further support our associates' growth by building key capabilities aligned with our leadership framework—Lead Outcomes, Lead Change, and Lead People and Culture—ensuring we maximize potential; drive client value; and build an engaged, accountable workforce.

Our commitment to helping associates reach their full potential enables us to achieve a high level of internal mobility, with approximately one-third of our open positions filled by current associates.

### Attracting and Retaining Talent

Our talent acquisition team is continually strengthening our recruitment strategies to ensure we attract highly qualified candidates from diverse backgrounds and with a wide range of perspectives. We also engage and retain associates by offering opportunities for them to expand their experience and grow their skills, while fostering an environment that allows them to be and bring their best selves to work every day.

Our talent strategy has garnered recognition, including being named among *Fortune's* World's Most Admired Companies, America's Greatest Companies by *Newsweek*, and *USA Today's* Top Places to Work in the U.S.

We publish our Equal Employment Opportunity data on our website at [troweprice.com/content/dam/trowecorp/Pdfs/eeo-fact-sheet.pdf](https://troweprice.com/content/dam/trowecorp/Pdfs/eeo-fact-sheet.pdf). In addition, we publish our annual sustainability report, which includes transparency into our data, a copy of which can be found on our website at [troweprice.com/corporate/us/en/what-we-do/esg-approach/esg-corporate.html](https://troweprice.com/corporate/us/en/what-we-do/esg-approach/esg-corporate.html). By sharing our Equal Employment Opportunity (EEO) data and our annual sustainability report publicly, we demonstrate our ongoing commitment to transparency and accountability in our workforce and sustainability initiatives.

### An Inclusive Work Environment

Inclusion is at the center of our strategy as it is a performance multiplier for our workforce and enables us to drive outcomes for our clients. The backgrounds, talents, and insights of our global associate population allow us to embrace the ideas and perspectives that can lead to innovative outcomes. We emphasize maintaining a positive, welcoming, and collaborative culture, where everyone is encouraged to draw from their experiences, express their viewpoints, and take the

initiative to help our clients and themselves succeed. From our Management Committee to our regional cross-functional senior leaders, we have a governance structure that ensures we have inclusive approaches in attracting, developing, and retaining talent as well as identifying opportunities to maximize associate engagement across business functions and associate-led networks.

We are committed to establishing a culture of open and transparent dialogue between our firm and associates. Associates actively participate in engagement surveys and focus groups, leading to multiple opportunities for collecting and acting on feedback to inform our ongoing efforts to enhance the associate experience and enabling leaders to make well-informed business decisions. This intentional strategy has resulted in an engaged and motivated workforce that shares a commitment to putting clients first.

### **How We Support Our Diverse Perspectives**

Associate-led business resource groups and networks provide important perspectives that help shape our culture. These groups, which are open to all associates, are designed to increase engagement, promote education, support associate career development, and extend our brand in the community.

Experiential learning opportunities provide elevated visibility, access, and development to engage and support our associates. We provide access to external development programs to support the development plans and aspirations of our talent.

### **Offering Benefits to Further Our Commitment**

We offer robust programs and resources to enrich our associates' lives. This includes providing health care and retirement benefits, fitness club reimbursement, life insurance, and an Employee Assistance Program to promote well-being. We assess benefit competitiveness for each country in which we operate, and our offerings reflect our global principles and local market practices. Our Employee Assistance Program provides access to global mental health applications, access to a well-being platform, and on-site counselors at some U.S. locations. Additionally, in countries where we are able, we offer an associate relief fund to support associates who are navigating difficult personal situations.

### **Focus on Family**

We recognize the importance of spending quality time away from work. We provide resources and benefits that support associates' work-life balance to ensure a supportive workplace for all. In addition to generous vacation time, our firm offers fully paid leave to all new parents, as well as adoption assistance for associates looking to expand their families. In the U.S., the UK, and Canada, we offer associates backup childcare and eldercare, and in the APAC region, a working group provides support for working parents and caregivers.

# Executive Compensation

## Compensation Discussion and Analysis

The Compensation Discussion and Analysis (CD&A) provides an overview and analysis of our executive compensation philosophy, addresses the principal elements used to compensate our executive officers in 2025, and explains how our executive compensation design aligns with the Company's strategic objectives. We also address 2025 compensation decisions for NEOs and the rationale for the same. This CD&A should be read together with the compensation tables that follow this section. Our NEOs for 2025 were as follows:




**Robert W. Sharps**  
Chair, Chief Executive Officer, and President



**Jennifer B. Dardis**  
Chief Financial Officer and Treasurer



**Glenn R. August**  
Chief Executive Officer of Oak Hill Advisors, L.P.



**Sébastien Page**  
Head of Global Multi-Asset and Chief Investment Officer



**Eric L. Veiel**  
Head of Global Investments and Chief Investment Officer

## Executive Summary

Our compensation programs recognize and reward performance, with a focus on rewarding the achievements of our NEOs, as measured by a number of short-term and long-term factors. Those factors include:

- the financial performance and stability of Price Group,
- relative investment performance of our investment products, and
- performance of our NEOs against predetermined corporate and individual goals.

Our compensation programs also reward NEOs for their contributions to the Company's culture, service quality, customer retention, risk management, corporate reputation, and quality and collaboration of our associates. A significant portion of our NEO compensation is performance-based and includes a material long-term incentive component either tied to Company stock performance or, in the case of Mr. August, tied to investment performance of certain sponsored investment products.

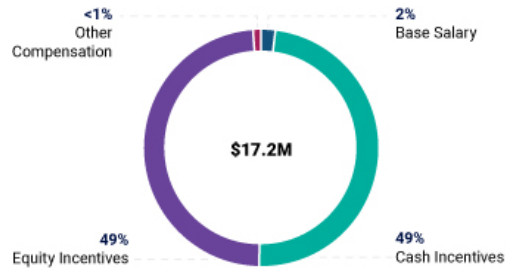
### 2025 Compensation Decisions for Our Chief Executive Officer

During 2024 and 2025, our Compensation Committee considered the compensation program for our CEO and following discussions with its compensation consultant, determined to maintain the structure from 2024. The Compensation Committee determined that 70% of our CEO's annual incentive compensation and long-term incentive compensation (Incentive Compensation) would be based on the achievement of certain quantitative measures, with the remaining 30% determined by attainment of strategic goals. In addition, the Compensation Committee determined that the CEO's Incentive Compensation would be distributed approximately 50% in the form of cash from the AICP and 50% in the form of equity awards. The two graphics below show the CEO's Incentive Compensation design and his overall compensation mix.

CEO INCENTIVE COMPENSATION DESIGN



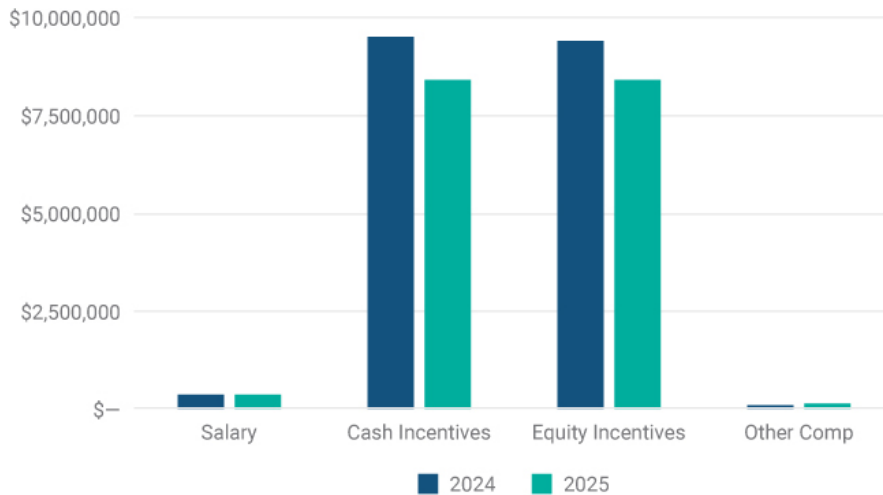
CEO COMPENSATION COMPOSITION



CEO Compensation Review for 2025

Mr. Sharps' total compensation of \$17.2 million decreased \$2.1 million from 2024, reflecting a lower annual bonus and long-term equity award value, consistent with Company financial performance in 2025. The Compensation Committee set an Incentive Compensation target for Mr. Sharps of \$18.35 million to reflect competitive rates of pay for his role, and the Incentive Compensation awarded was approximately 92% of target based on performance against pre-established quantitative financial and qualitative strategic goals. Approximately 50% of Mr. Sharps' Incentive Compensation is cash compensation, and 50% is long-term equity compensation. The total compensation aligns with the Company's overall performance during 2025, with consideration given to Mr. Sharps' contributions to the achievement of longer-term financial and strategic results discussed below.

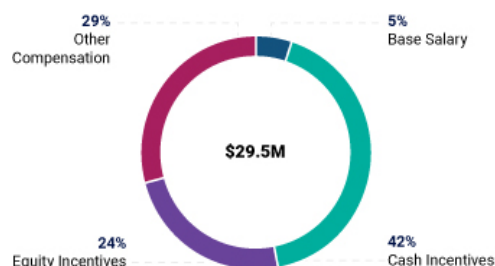
CEO COMPENSATION MIX 2024 VERSUS 2025



2025 Compensation Decisions for Other NEOs

The annual compensation for Ms. Dardis and Mr. Veiel decreased in 2025 as a result of the Company's financial performance and relative investment performance during the year. Our AICP, in which the majority of our NEOs participate, is funded as a percentage of net operating income (adjusted). Our long-term incentive awards granted to nearly all of the NEOs have a potential vesting period over five years, split equally between time-based RSUs, which are subject to a three-year vesting schedule and performance-based RSUs, which are subject to a three-year performance goal which, if achieved, would provide vesting in years four and five from the grant date. The graphic below shows the overall compensation mix for our NEOs other than our CEO.

## 2025 OTHER NEO COMPENSATION COMPOSITION



Annual compensation for Mr. August includes a separate bonus opportunity and long-term variable compensation components due to his leadership of our OHA subsidiary and is determined separately from our other NEOs, as described further below.

### Executive Compensation Practices

The Compensation Committee continues to implement and maintain practices in our compensation programs and related areas that reflect responsible corporate governance practices. These include:



#### WHAT WE DO

- ✓ Include all independent directors on the Compensation Committee.
- ✓ Impose stock ownership and retention requirements on our independent directors, executive officers, and other select members of senior management.
- ✓ Emphasize variable compensation based on performance, including long-term equity incentive compensation.
- ✓ Grant 50% of NEOs' long-term equity award value as performance-based RSUs, with a three-year objective performance goal and two additional years of time-based vesting.
- ✓ Impose double-trigger vesting on acceleration of awards granted under our 2020 Long-Term Incentive Plan (2020 Plan) in the event we are acquired by another company.
- ✓ Engage an independent compensation consultant who provides services only to the Board and provides no other services to the Company or its management.
- ✓ Use a comprehensive risk management program designed to identify, evaluate, and control risks; our compensation and stock ownership programs work within this risk management framework.
- ✓ Have recoupment policies for both cash and equity incentive compensation in place for executive officers in the event of a material restatement of our financial results within three years of the original reporting.
- ✓ Take into account the input the Compensation Committee has received from stockholders and consider changes to our compensation program based on the same.



#### WHAT WE DON'T DO

- x Allow executives or independent directors to short-sell Company stock or hedge to offset a possible decrease in the market value of Company stock held by them.
- x Provide excise tax gross-ups.
- x Pay dividends on unearned performance-based RSUs.
- x Accelerate the vesting of equity awards on an executive officer's retirement.
- x Permit the repricing or exchange of equity awards in any scenario without stockholder approval.
- x Sponsor any supplemental executive retirement plans or provide significant perquisites and other personal benefits to our executive officers.

## Executive Compensation Philosophy and Objectives

Our NEO and overall compensation programs are designed to accomplish two core objectives:

- attract and retain talented and highly skilled professionals with deep experience in investments, business leadership, and client service; and
- maintain alignment of interests between our professionals and our stockholders by focusing on long-term performance and value creation, emphasizing appropriate risk taking, reinforcing a “client focused” and collaborative culture, and rewarding associates for the achievement of strategic goals.

We believe NEO compensation should be straightforward, goal oriented, transparent, longer-term focused, and consistent with stockholder interests. In addition, NEO compensation should be linked directly to Company performance, as well as to individual success in achieving long-term strategic goals. As a result, the primary form of compensation to our NEOs and other employees is a combination of annual cash bonus payments tied to the performance of the Company and long-term equity awards subject to both performance and time-based vesting. Similarly, the primary form of compensation to the CEO of OHA and other OHA senior employees is generally a combination of annual cash bonus payments tied to the management and performance fees earned from products managed by OHA, along with carried interest, which is based on the investment performance of affiliated funds over a long-term time horizon. Because the amount of carried interest payable is directly tied to the realized investment performance of the OHA products, we believe this fosters a strong alignment of interests among the investors in those funds and the OHA CEO and OHA employees and thus benefits our stockholders. In addition, several of our competitors use participation in carried interest as an important compensation element, and we believe that we must do the same in order to attract and retain the most qualified personnel to lead business units where carried interest is an important feature.

### Compensation Committee’s Use of Judgment in Determining Incentive Compensation

The Compensation Committee believes that thoughtful consideration of qualitative performance is a critical feature of the Company’s executive compensation program. While the Compensation Committee uses financial and other metrics to evaluate the performance of our senior executives, our business is dynamic and requires us to respond rapidly to changes in market conditions and other factors outside our control that impact our financial performance. The Compensation Committee believes that sole reliance on a rigid, formulaic program based strictly on quantitative metrics could have unintended consequences, such as encouraging executives to place undue focus on shorter-term results at the expense of the longer-term success of the Company. The Compensation Committee uses market data and performance metrics to establish ranges for incentive awards and applies its judgment to make compensation decisions for the NEOs, only after following an in-depth review of Company and individual performance, evaluating peer group pay and assessing qualitative factors relating to the Company’s strategic priorities. In addition, the Compensation Committee solicits the CEO and president’s recommendations for the other NEOs’ compensation, as well as his views on their individual performance and contributions to the Company. We believe the thoughtful consideration of these additional factors allows the Compensation Committee to fully consider the overall performance of our executives over time, ensuring we attract and retain essential talent, all while maintaining the Company’s positive long-term financial results.

### 2025 Say-on-Pay Results and Investor Outreach

The Annual Meeting provides our stockholders with the opportunity to:

- evaluate our executive compensation philosophy, policies, and practices;
- review the alignment of executive compensation with the Company’s results; and
- cast an advisory vote regarding the compensation paid to our NEOs.

At the 2025 Annual Meeting, our stockholders cast a nonbinding advisory vote on the compensation of the NEOs. Approximately 89% of the shares voted at the 2025 Annual Meeting approved the 2024 compensation paid to our NEOs, including the changes to the CEO Incentive Compensation structure we implemented. The Compensation Committee welcomed this feedback and considered this outcome supportive of our approach to executive compensation. Our Compensation Committee considers the results of this say-on-pay vote in connection with setting our overall compensation philosophy, policies, and structure.

Our Board understands the importance of executive compensation decisions and encourages open and constructive dialogue with our stockholders. Each year, we have discussions with our investors (including participation from our directors) to understand the executive compensation topics that matter most to them and to seek their views on our existing policies and practices. Investors we engaged with during 2025 reacted positively to the CEO compensation program we explained in the 2025 Proxy Statement and overall indicated that they appreciate our compensation structure, including our pay mix and transparency as disclosed in our 2025 Proxy Statement. We consider the input of our stockholders, along with emerging best practices, to ensure alignment with our executive pay programs. We welcome feedback regarding our executive compensation programs and will continue to engage with our stockholders in 2026.

Based on these discussions and the results of our say-on-pay vote last year, the Compensation Committee believes that our stockholders support our overall executive compensation program.

### **Key Elements of 2025 NEO Compensation**

Our compensation program consists primarily of three elements: non-variable cash compensation, annual variable compensation (in the form of cash bonuses), and long-term variable incentive compensation (in the form of equity awards and/or carried interest). Most NEO compensation is variable and performance based, aligned to Company and individual performance against goals. The Compensation Committee determines the appropriate level and mix of short-term and long-term awards for our NEOs to recognize annual performance and to encourage meeting our long-term strategic goals. A significant portion of Mr. August's compensation is tied to the performance of OHA-managed products, and he did not receive awards of Company stock during 2025.

### **Non-variable Compensation**

#### **Base Salary**

Salary provides our NEOs a fixed compensation for the day-to-day performance of their job responsibilities. We have capped base salaries for all our employees, including NEOs, to not exceed \$350,000 (or local currency equivalent). We believe that the majority of our NEOs' compensation should be variable in nature and tied to the performance of the Company.

### **Annual Variable Compensation**

#### **Annual Incentive Compensation Plan Bonus Pool**

The AICP provides that, unless otherwise approved by the Compensation Committee, the maximum bonus pool for participating executives will be equal to 5% of the Company's net operating income adjusted to exclude, if any, (i) the effects of goodwill impairment; (ii) the cumulative effect of changes in accounting policies or principles; (iii) gains or losses from discontinued operations; and (iv) unusual or nonrecurring gains, losses, or expenses. The Compensation Committee also established maximum individual bonuses as a percentage of the AICP formula; however, they retain the right to award an amount that was less than each NEO's maximum. The amounts awarded under the AICP are part of the Company's annual bonus program in which all employees are eligible to participate, except for those supporting the OHA business. The OHA CEO, along with all OHA employees, are not eligible to participate in the AICP, as they participate in a separate incentive program that was contractually agreed to at the time of the acquisition, as further described below.

The Company's annual bonus program is managed by the Compensation Committee and the Management Compensation and Development Committee and is funded based on the Company's financial results. Additional considerations include the Company's investment performance, service quality for clients, and progress toward stated objectives relating to the Company's long-term strategies.

#### **OHA Compensation Pool (OHA Pool)**

In connection with our acquisition of OHA in 2021, the Company agreed that employees who work at OHA, including Mr. August, would be eligible to receive an allocation of a defined percentage of the management fees and current performance fees paid to OHA during the year, which constitutes the OHA Pool. On an annual basis, participants are awarded a cash bonus from this OHA Pool based on the participant's allocation percentage as determined by OHA's CEO. The Compensation Committee oversees the allocations Mr. August receives from the OHA Pool. Because the aggregate amount of compensation payable through the OHA Pool is directly tied to the performance of the investment products OHA manages, this fosters a strong alignment of interests between the investors in those products and the NEOs supporting OHA, and this alignment benefits our stockholders.

## Long-Term Variable Incentive Compensation

### Long-Term Equity Awards

We believe our long-term equity program is a significant factor in maintaining a strong correlation between the compensation of our investment professionals and key managers, including our NEOs, and the long-term interests of our clients and stockholders. In the case of our NEOs, we split the long-term equity awards equally between time-based and performance-based awards to emphasize long-term stockholder alignment for our NEOs. Our long-term equity awards have a potential vesting period over five years, with the time-based RSUs subject to a three-year vesting schedule beginning on the one-year anniversary following the grant date and performance-based RSUs subject to a performance goal, which, if achieved, would vest equally on the fourth and fifth anniversary of the grant date.

Performance-based RSUs are subject to a three-year performance period that begins on January 1 of the year following the grant and ends on December 31 of the third year following the grant. The performance goal for the performance-based RSUs is the Company's operating margin relative to peers. The number of performance-based RSUs earned, if any, is determined by comparing the Company's operating margin with the average operating margin of a peer group for the same period. Any performance-based RSUs earned after the three-year performance period will vest in equal annual installments beginning in December of the year following the end of the performance period (years four and five after the grant).

Equity awards reflect long-term value added by the individual as well as their potential for future contributions. The total award granted to an NEO from year to year also reflects individual performance and an assessment of compensation positioning versus the market. The ultimate value realized from an equity award fluctuates with the Company's stock price, thus aligning NEO pay with stockholder interests.

The Compensation Committee did not approve any long-term equity awards to Mr. August in 2025, due to his long-term variable incentive compensation being directly tied to OHA results in the form of carried interest.

### Granting of Certain Equity Awards Close in Time to the Release of Material Nonpublic Information

We generally grant equity awards in connection with annual compensation decisions at year-end, or when a new employee is hired. We do not grant equity awards in anticipation of the release of material nonpublic information that is likely to result in changes to the price of our common stock and do not time the public release of such information based on award grant dates. During the last completed fiscal year, we did not make awards to any NEO during the period beginning four business days before and ending one business day after the filing of a periodic report on Form 10-Q or annual report on Form 10-K or the filing or furnishing of a current report on Form 8-K, and we have not timed the disclosure of material nonpublic information for the purpose of affecting the value of executive compensation.

### Carried Interest

During 2025, Mr. August, or entities he controls, received distributions of carried interest with respect to certain OHA funds. Such funds are structured so that the general partner is entitled to a disproportionate allocation of income otherwise available to the limited partners of such fund, commonly referred to as carried interest. Carried interest is typically structured as a distribution of net proceeds available for distribution from the applicable fund after the return of capital and certain preferred and other distributions as set forth in the fund agreement. Timing of cash distributions of carried interest to a fund's general partners depends on the timing of the cash realizations of the investments owned by the OHA funds. While the Company owns a controlling equity interest in these general partners, entities controlled by Mr. August and other OHA senior professionals also have a direct interest in the general partners and, as a result, the carried interest earned from certain OHA funds. Because the aggregate amount of carried interest payable to Mr. August, or entities he controls, is directly tied to the performance of the corresponding OHA funds, we believe this fosters a strong alignment of interests with the investors in those funds and that this alignment benefits our stockholders. In addition, most alternative asset managers use participation in carried interest as a significant element of compensation for their professionals and is critical in order to retain and incentivize such professionals.

For proxy statement reporting and financial accounting purposes, we treat the income allocated to OHA personnel who participate in the carried interest generated by OHA funds as compensation. The amount of carried interest realized and allocated to Mr. August is reflected as "All Other Compensation" in the Summary Compensation Table.

## **Other Compensation and Benefits**

### **Defined Contribution Plan**

Our U.S. retirement programs provide retirement benefits based on participant elective deferrals, Company contributions, and the investment performance of each participant's account. For 2025, we contributed \$232,500 to these programs for the NEOs as a group. We provide these programs to all U.S. employees in order to assist them in their retirement planning. The contribution amounts are based on plan formulas that apply to all U.S. employees.

### **Supplemental Savings Plan**

The Supplemental Savings Plan provides certain senior officers, including the NEOs, the opportunity to defer receipt of a portion of their cash incentive compensation earned for a year during which services are provided. The officer can defer payment on up to 50% of their annual cash incentive, limited to \$2 million annually. The amounts deferred are adjusted in accordance with the hypothetical investments chosen by the officer from a list of products offered under our U.S. retirement program. The officer must specify if they would like to receive payment as a lump-sum or up to 10 annual installments upon separation of service. Additionally, the officer may elect to receive a lump-sum payment while still employed in as little as five years. See our Nonqualified Deferred Compensation Table on page 71 for more information.

### **Perquisites and Other Personal Benefits**

We do not provide significant perquisites or other personal benefits to our executive officers. For Mr. August, we provide certain accounting, tax, and legal services to certain entities he controls and that are limited partners in certain affiliated partnerships. Additionally, the Compensation Committee has approved the payment of fees to the Federal Trade Commission for any filings required to be made by our executive officers under the Hart-Scott-Rodino Antitrust Improvements Act of 1976 (HSR Act), as amended, as a result of their stock ownership of the Company. The executive officer is responsible for any taxes due as a result of the Company paying the HSR Act filing fees and is not provided a tax gross-up payment. In connection with the Company's sponsorship of certain events and partnerships with various organizations and venues, certain perquisites, including event tickets, travel, and accommodations, may be made available to our NEOs. In addition, at times the family members of our executives may travel with them on business trips, and the incremental cost to the Company for their travel will be included in the Summary Compensation Table. These perquisites had no additional aggregate incremental cost to the Company but are included in the All Other Compensation column of the Summary Compensation Table based on an estimated value to our NEOs. The Company may also be offered opportunities to purchase tickets to special events through sponsorships or relationships we maintain, and our executive officers may utilize these opportunities and purchase the tickets themselves.

### **Post-employment Payments**

Other than Mr. August, we have not entered into severance or other post-employment agreements with any of our NEOs. Consequently, we generally do not have any commitments to make post-employment payments to them. Under the terms of Mr. August's employment agreement, if his employment is terminated by the Company without "cause" or by him for "good reason" (each as defined in the employment agreement), in addition to accrued benefits, he will be entitled to: (i) 12 months of base salary continuation; (ii) a prorated portion of his annual bonus for the year in which termination occurs, if any, based on actual results for such year and payable at the same time bonuses for such year are paid to other senior executives of the Company; and (iii) subject to his eligibility and timely election, the Company will pay the employer-paid portion of his COBRA coverage for 12 months following termination. Mr. August's receipt of severance benefits, other than accrued benefits, is subject to his execution and nonrevocation of a general release of claims in favor of the Company and continued compliance with the restrictive covenants contained in his employment agreement. Pursuant to his employment agreement, Mr. August will be subject to noncompetition and employee and customer nonsolicitation and noninterference covenants during employment and for two years following termination, as well as ongoing confidentiality obligations.

All agreements for stock option and stock awards granted to employees from our equity plans include provisions that provide for the acceleration of the vesting of outstanding equity awards upon the grantee's death or termination of employment due to total disability and for "double trigger" vesting acceleration in the event the equity incentive awards are not terminated as part of the change-in-control transaction. This means that in such a circumstance, accelerated vesting only occurs if, at the time of or within 18 months after the change-in-control transaction, a participant's employment is terminated involuntarily without cause or the participant resigns with good reason (generally requiring a material diminution in authority or duties, material reduction in compensation, or relocation by a substantial distance). If the acquiring entity requires that we terminate outstanding equity incentive awards as part of the change-in-control transaction, vesting also will accelerate and award holders will be given an opportunity to exercise outstanding stock options before such termination. The Compensation Committee can modify or rescind these provisions or adopt other acceleration provisions. See our Potential Payments on Termination or Change in Control on page 71 for further details.

## Overview of Compensation Elements

### Non-variable Compensation

ELEMENT	KEY FEATURES	PURPOSE
<b>Base Salary</b>	<ul style="list-style-type: none"> <li>■ Fixed annual cash amount.</li> <li>■ Salary paid to our most senior personnel in the U.S. has been capped at \$350,000 since 2005.</li> <li>■ Salaries for personnel outside the U.S. are also capped at comparable levels of local currency.</li> </ul>	<ul style="list-style-type: none"> <li>■ Represents a small component of total compensation, so that most of NEO compensation is dependent on variable performance-based annual incentive compensation as well as long-term equity incentives and/or carried interest.</li> </ul>

### Annual Variable Compensation

ELEMENT	KEY FEATURES	PURPOSE
<b>AICP</b>	<ul style="list-style-type: none"> <li>■ Performance based and represents a material portion of the NEO's total compensation.</li> <li>■ Administered by the Compensation Committee.</li> <li>■ Part of the Company's annual bonus pool, in which most employees participate. Executive officers and other employees engaged in the OHA business participate in the OHA Pool and not the AICP or the Company's overall bonus pool.</li> <li>■ Sets an aggregate maximum bonus pool for eligible NEOs based solely on Company financial performance in the current year. The Compensation Committee annually determines the maximum percentage of the total AICP pool, which serves as a limit on the amount that can be awarded to each NEO.</li> <li>■ Actual bonus amounts reflect the Company's financial and operating performance relative to annual goals and objectives plus individual performance and contributions.</li> <li>■ Actual bonus amounts for each NEO are typically lower than the maximum amount under the plan.</li> </ul>	<ul style="list-style-type: none"> <li>■ Provides structure for incentive compensation and, coupled with the use of judgment by the Compensation Committee, aligns cash compensation to the Company's annual performance.</li> <li>■ Rewards NEOs for achievement of annual Company goals and objectives of our long-term strategy.</li> <li>■ Provides competitive cash compensation to attract and retain diverse high-quality talent.</li> </ul>
<b>OHA Employees Only</b>		
<b>OHA Pool</b>	<ul style="list-style-type: none"> <li>■ Represents a fixed percentage of the management fees and current performance fees earned from OHA-managed funds.</li> <li>■ Represents an annual bonus program for all OHA employees.</li> </ul>	<ul style="list-style-type: none"> <li>■ Creates a strong link between realized compensation for an NEO who is an executive of OHA and performance of the OHA-managed funds.</li> </ul>

## Long-Term Variable Incentive Compensation

ELEMENT	KEY FEATURES	PURPOSE
<b>Long-Term Equity Awards</b>	<ul style="list-style-type: none"> <li>Represents a significant portion of total compensation and are earned over five years.</li> <li>The grant value for each NEO reflects their level of corporate management and functional responsibility, competitive assessment of similar roles within the marketplace, individual performance, and expected future long-term contributions.</li> <li>For 2025, 50% of the long-term equity award for NEOs were in performance-based RSUs tied to the attainment of a three-year objective performance goal.</li> <li>An NEO can earn 0%-100% of the performance-based RSUs based on the Company's operating margin relative to the average operating margin for peers over the same period. If the Company achieves the three-year objective performance goal for the period 2026 through 2028, these awards would vest 50% per year starting in December 2029.</li> <li>The remaining 50% of the long-term equity award for NEOs were time-based RSUs that vest at 33⅓% per year starting in December 2026.</li> <li>Grants are awarded at the regularly scheduled December meeting of the Compensation Committee.</li> </ul>	<ul style="list-style-type: none"> <li>Creates a strong link between NEO realized compensation and stock performance.</li> <li>Provides a significant incentive to protect and enhance stockholder value and profitability.</li> <li>Enhances the link between compensation and long-term Company performance through performance-based RSUs.</li> <li>Provides competitive compensation to attract and retain diverse high-quality talent.</li> </ul>

### OHA Employees Only

<b>Carried Interest</b>	<ul style="list-style-type: none"> <li>Represents the amount of net proceeds of certain OHA funds that are available for distribution pursuant to the funds' partnership agreement, at the discretion of the funds' general partner, and distributed in accordance with the allocation provisions set forth in the funds' partnership agreement.</li> </ul>	<ul style="list-style-type: none"> <li>Creates a strong link between realized compensation of an NEO who is an executive of OHA and the performance of the business they manage.</li> </ul>
-------------------------	---	---

### Other Compensation Benefits

ELEMENT	KEY FEATURES	PURPOSE
<b>Defined Contribution Plan</b>	<ul style="list-style-type: none"> <li>Offers our NEOs and all of our employees the opportunity to invest for their retirement.</li> <li>Company contributions occur in conjunction with employee contributions in accordance with U.S. tax laws.</li> </ul>	<ul style="list-style-type: none"> <li>Encourages our employees to be invested in the Company's business and products over a long period of time.</li> <li>Provides an attractive compensation program to retain high-quality talent.</li> </ul>
<b>Supplemental Savings Plan</b>	<ul style="list-style-type: none"> <li>Provides our NEOs and other senior employees the opportunity to defer receipt of a portion of their cash incentive compensation.</li> <li>The deferral grows tax-deferred and is indexed to the value of products we offer.</li> <li>Provides employees the opportunity to select the hypothetical investments that their deferral will be indexed to.</li> </ul>	<ul style="list-style-type: none"> <li>Encourages our employees to be invested in the Company's business and products over a long period of time.</li> <li>Provides attractive compensation program to retain diverse high-quality talent.</li> </ul>

## Compensation Policies and Practices

### Compensation Recoupment Policies

Our Board has adopted a Policy for Recoupment of Incentive Compensation for executive officers of the Company. This policy provides that, in the event of a determination of a need for a material restatement of the Company's financial results within three years of the original reporting, the Board will review the facts and circumstances that led to the requirement for the restatement and will take actions it deems necessary and appropriate. The Board will consider whether any executive officer received incentive compensation, including equity awards, based on the original financial statements that in fact was not warranted based on the restatement. The Board will also consider the accountability of any executive officer whose acts or omissions were responsible in whole or in part for the events that led to the restatement. The actions the Board could elect to take against a particular executive officer include: the recoupment of all or part of any cash incentive or other incentive compensation paid to the executive officer, including recoupment in whole or in part of equity awards; disciplinary actions, up to and including termination; and/or the pursuit of other available remedies, at the Board's discretion.

In addition, effective for compensation awarded for periods beginning on or after October 2, 2023, the Board adopted an Erroneously Awarded Compensation Recoupment Policy (Recoupment Policy) as required by the Sarbanes-Oxley Act. The Recoupment Policy provides for the mandatory recovery of erroneously awarded incentive-based compensation following accounting restatements from persons who served as an executive officer of the Company at any time during the performance period for such incentive-based compensation and who received such compensation during the three fiscal years preceding the date on which the Company is required to prepare an accounting restatement. The compensation to be recovered is the amount in excess of what would have been paid based on the restated results. Recovery will be required on a "no fault" basis, without regard to whether any misconduct occurred and without regard to whether an executive officer was responsible for the erroneous financial statements.

### Stock Ownership Guidelines

We have a stock ownership policy covering our executive officers. This policy provides that our NEOs, our other executive officers, and the members of our Management Committee are expected to reach levels of ownership determined as a stated multiple of an executive's base salary within five years from the date when the executive assumed their position. The stated ownership multiples are 10 times base salary for the Chair, CEO and president; five times base salary for members of our Management Committee; and three times base salary for the remaining executive officers. For purposes of the guidelines, unvested RSUs are counted in an officer's total ownership, but unexercised stock options, both vested and unvested, are not counted. Once the officer reaches the ownership target, the number of shares needed to reach the level is expected to be retained. All of our NEOs have satisfied the applicable stock ownership multiple.

## 2025 Compensation Decisions

During 2024, the Compensation Committee approved changes to the Incentive Compensation program for our CEO to reflect a more structured approach. For 2025 the Compensation Committee retained the program for the CEO and the Incentive Compensation program for our other NEOs.

For the NEOs other than the CEO, the Compensation Committee considered their contributions to the Company's strategic imperatives when setting the compensation in 2025, as well as their contributions to the related annual goals described below. The Compensation Committee considered each NEO's individual contributions to the achievement of these key goals and the NEO's individual performance in their functional responsibilities. These broader goals included overall Company financial results, investment performance and progress on product goals, net flows and progress on distribution goals, major program execution and progress on shared services goals, and governance and talent development. The Compensation Committee also looked to maintain reasonable alignment between the compensation of the NEOs and other senior personnel in order to retain talent and maintain an internally consistent compensation environment.

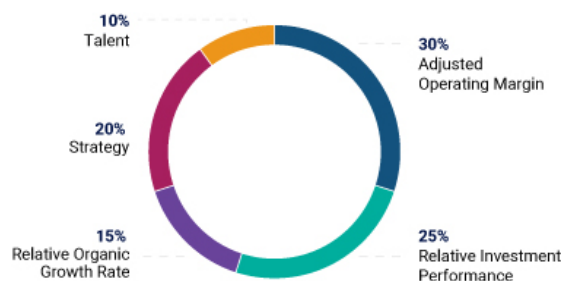
## How We Aligned CEO Incentive Compensation to Company Performance

In 2024, our Compensation Committee changed our CEO's compensation structure to more closely link the CEO's Incentive Compensation with the Company's performance. The Compensation Committee remains committed to this approach and thus retained the structure for 2025. At the beginning of 2025, the Compensation Committee approved the following framework for our CEO's Incentive Compensation:

- Incentive Compensation shall be approximately 50% in the form of cash and 50% in the form of equity awards.
- Target Incentive Compensation for the CEO was set at \$18,350,000, with a minimum threshold of \$12,400,000 and a maximum of \$29,400,000.
- Incentive Compensation was based 70% on quantitative financial measures and 30% on qualitative strategic measures.
- The Compensation Committee established a range (minimum to maximum) of outcomes for each measure resulting in the potential outcome of the scorecard being between 0% and 160% of the target.
- The quantitative financial measures approved by the Compensation Committee were:
  - 2025 Adjusted Operating Margin (defined below)
  - Company's Relative Investment Performance (defined below)
  - Company's Relative Organic Growth Rate (defined below)
- The qualitative strategic measures approved by the Compensation Committee were:
  - Compensation Committee's assessment of the CEO's performance against strategy, operations, and technology categories of the Company's annual scorecard.
  - Compensation Committee's assessment of the CEO's performance against talent and assessment of succession planning categories of the Company's annual scorecard.

The graphic below reflects which portion of the CEO's target Incentive Compensation was tied to each element.

### CEO INCENTIVE COMPENSATION ELEMENTS



- Adjusted Operating Margin is defined as non-GAAP Operating Income divided by non-GAAP Revenue, adjusted in accordance with measures disclosed in the Company's 2025 Annual Report on Form 10-K and/or the Company's Q4 2025 earnings release supplements.
- Relative Investment Performance is defined as outperformance for (i) the Company's U.S. mutual funds' performance against peers as reported on page 52, (ii) the Company's U.S. mutual funds' performance against passive peers as reported on page 52, and (iii) the Company's Composites performance against benchmarks as reported on page 52, calculated based on the average of the one-, three-, and five-year periods ended December 31, 2025, both on the percentage of absolute number of funds/composites, and AUM weighted.
- Relative Organic Growth is based on the Company's organic growth less Active industry organic growth. Active industry organic growth is measured as Active U.S. Mutual Funds and Exchange-Traded Funds (excluding Money Market Funds) combined with Active Institutional (excluding cash management strategies). Organic Growth is defined as Net Flows divided by start-of-year AUM.

## CEO Pay Determination

Based on the Company's performance, the table below shows how the Compensation Committee calculated Mr. Sharps' pay for 2025. CEO Incentive Compensation for 2025 reflects this holistic assessment of the Company's performance, including the Compensation Committee's acknowledgment that it set challenging targets grounded in the expectation that the industry would continue to face downward revenue and earnings pressures driven by secular trends, as well as the imperative that management continue to ensure that the Company is positioned to meet clients' evolving needs, while driving long-term growth. The Compensation Committee chose the quantitative metrics identified as the key measures that would reflect a successful year for the Company. The Compensation Committee chose Adjusted Operating Margin, as it reveals the profitability and efficiency of our business operations, and considered historical peer margins when setting the target. Adjusted Operating Margin, if strong, will identify if management has control over core expenses and effective revenue generation from services. We believe Adjusted Operating Margin shows how well management is operating the business, and provides a clear picture of sustained profitability for the firm. The Compensation Committee chose Relative Investment Performance as a compensation metric because as an investment manager, strong investment performance in comparison to peers is a key driver in attracting and retaining assets and imperative to our long-term success. This metric does not judge absolute performance, rather it reveals our performance in comparison with our competitors' products, thus revealing the value our firm provides to clients. Relative Organic Growth shows the movement of client investments for the firm, and how clients are choosing where to invest. This metric is important to the Compensation Committee because it shows the success of the firm in attracting new investment and the confidence of its clients. For each metric the target reflects the inflection point where the Compensation Committee believes the CEO would be entitled to 100% of their target bonus.

### Step 1—Quantitative Assessment of Company Performance

INCENTIVE COMPENSATION METRIC	WEIGHT	2025 TARGET	2025 PERFORMANCE	2025 OUTCOME
Adjusted Operating Margin	30%	31.4%	36.8%	Very good
Relative Investment Performance	25%	55.0% exceeding Greater than market rate of growth at (2.7)%	43.9%	Below expected
Relative Organic Growth Rate	15%		(3.5)%	Below expected

### Step 2—Qualitative Assessment of Company Performance

INCENTIVE COMPENSATION METRIC	WEIGHT	2025 OUTCOME
CEO's performance against strategy and operations/technology categories of the Company's scorecard.	20%	As expected
CEO's performance against talent and assessment of succession planning categories of the Company's scorecard.	10%	As expected

Based on our results for 2025, the Compensation Committee approved a total CEO Incentive Compensation award of \$16,803,189 or 92% of the targeted amount (and a \$2.1 million decrease versus 2024), with \$8,401,500 awarded as a cash incentive and \$8,401,689 awarded in the form of equity awards. Although the CEO's Incentive Compensation uses a formulaic approach, the Compensation Committee retains discretion in administering it, including discretion in choosing and approving goals, assessing strategic and operational results, and modifying payouts, if it deems appropriate. The Compensation Committee did not use additional discretion beyond the calculated results when determining the final 2025 CEO Incentive Compensation award.

### Non-variable Compensation

In keeping with the Company's commitment to pay for performance, the maximum base salary of \$350,000 for NEOs in the U.S. has remained unchanged since 2005. The Compensation Committee did not make any changes to base salaries for the NEOs in 2025.

## Variable Compensation

At the end of 2024, the Board approved goals for 2025, which the Compensation Committee then used to evaluate 2025 NEO performance. These goals were designed to promote a team-oriented structure that operates in the best long-term interests of clients, associates, and stockholders. Long-term goals include the objective to recruit, develop, and retain diverse associates of the highest quality while creating an environment of collaboration and continuing to reward individual achievements and initiatives. This focus on our associates is intended to create a combination of talent, culture, and processes that will enable us to achieve superior investment results, market our products effectively, and deliver outstanding service on a global basis.

Specific goals established for 2025 consisted of the following:

### Investment Performance and Capabilities

- Continue to improve investment performance versus targets across the franchise.
- Broaden our footprint and reputation in private markets and strengthen private investment opportunity pipeline.
- Mature and expand strategic platform tools; ensure execution of critical infrastructure enhancements.
- Attract, develop, and retain top investment talent, fostering relationship development among analysts and portfolio managers.
- Support execution of key technology and operations related initiatives to reduce reliance on legacy/end-of-life systems and build/improve the investment data platform.

### Distribution and Product Capabilities

- Improve aggregate gross and net flow results and execute key distribution initiatives across all channels.
- Leverage exchange-traded funds (ETFs) and asset allocation model portfolios to drive growth across intermediary partners.
- Elevate Managed Account and Separately Managed Account (SMA) capabilities and implement a refreshed SMA scaling strategy to drive growth.
- Execute strategies to drive more success in the fixed income, insurance and Outsourced Chief Investment Officer (OCIO) markets across our major regions.
- Drive regional growth focusing on Australia, Japan, Germany, Italy, the United Kingdom, and Canada.
- Establish the Strategic Partner Advisory Group to support and advocate for our top strategic relationships.
- Improve digital capabilities and thought leadership content.
- Diversify client base with a focus on fixed income and retirement income.
- Deliver a global approach to client experience that aligns with our client-first mentality.
- Improve brand health and reach globally.
- Deepen and grow advisor engagement.

### Corporate Strategy and Financial Results

- Drive expected outcomes and execute plans for strategic pillars, including achieving milestones and success measures.
- Manage expenses in the face of market uncertainty to balance investment in the business with near-term impact on operating income, earnings per share, return of capital and capacity for mergers and acquisitions.
- Deliver and monitor savings initiatives, which are used to fund strategic priorities.

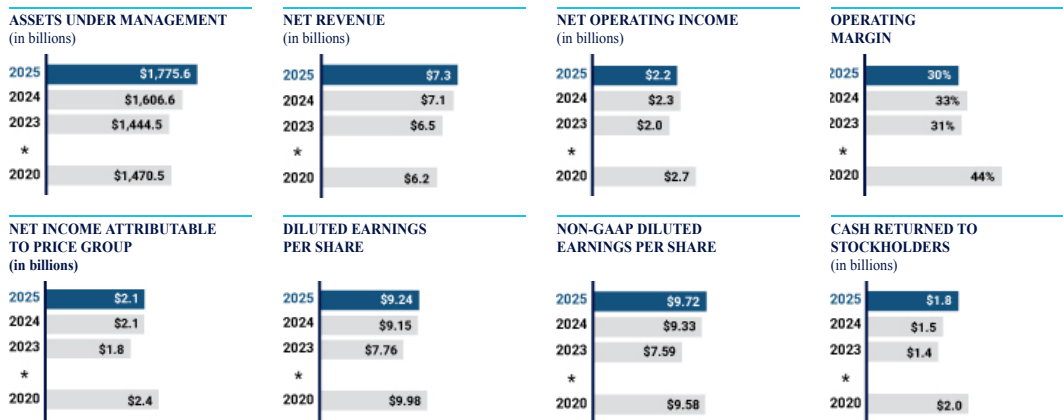
### Operations, Technology, and Talent

- Invest in our infrastructure and modernize technology to reduce risks, costs, and constraints.
- Accelerate execution capabilities and enable new business growth to support the firm's strategy.
- Bolster foundational capabilities across our data and technology infrastructure.
- Execute operations and technology development plans in support of both strategic and business unit priority initiatives.
- Implement new artificial intelligence (AI) solutions that provide improvements in productivity and business insights.
- Remain an employer of choice for diverse top talent.

Below is a summary of results for key measures that the Compensation Committee considered when assessing NEO performance and making annual and long-term incentive compensation decisions for 2025.

### 2025 Financial Performance Highlights

Our net revenues and earnings per share increased over the last five years. Results for 2025 in comparison to the prior two years and 2020 (five years) are as follows:



- Our AUM increased 10.5% from 2024, and our \$6.6 billion in 2025 investment advisory fees were 3.2% higher than 2024.
- Our overall financial condition remains strong, as we finished 2025 with \$10.9 billion of stockholders' equity attributable to T. Rowe Price and \$3.8 billion of cash and discretionary investments. We also had redeemable seed capital investments in sponsored investment products of \$1.1 billion at December 31, 2025.
- Our strong balance sheet and operating results enabled us to return \$1.8 billion, or 85%, of the net income attributable to T. Rowe Price for 2025 to stockholders through dividends and share repurchases. In 2025, we increased our annual recurring dividend for the 39th consecutive year by 2.4%. Dividends and stock repurchases vary depending upon our financial performance, liquidity, market conditions, and other relevant factors.

## 2025 Strategic Performance Highlights

### Investment Performance<sup>1</sup>

- Strong investment performance and brand awareness are key drivers in attracting and retaining assets—and to our long-term success. The following presents investment performance for the 1-, 3-, 5-, and 10-year periods ended December 31, 2025. Past performance is no guarantee of future results.

	1 YEAR	3 YEARS	5 YEARS	10 YEARS
<b>% of U.S. mutual funds that outperformed Morningstar median<sup>2,3</sup></b>				
Equity	48%	50%	51%	56%
Fixed Income	64%	62%	52%	59%
Multi-Asset	38%	57%	34%	68%
All Funds	49%	56%	46%	61%
<b>% of U.S. mutual funds that outperformed passive peer median<sup>2,4</sup></b>				
Equity	39%	44%	42%	46%
Fixed Income	65%	58%	58%	59%
Multi-Asset	20%	43%	29%	39%
All Funds	39%	47%	43%	48%
<b>% of composites that outperformed benchmarks<sup>5</sup></b>				
Equity	17%	28%	26%	45%
Fixed Income	56%	60%	57%	69%
All Composites	34%	41%	39%	54%
<b>AUM-Weighted Performance</b>				
<b>% of U.S. mutual funds that outperformed Morningstar median<sup>2,3</sup></b>				
Equity	42%	69%	52%	74%
Fixed Income	76%	79%	78%	80%
Multi-Asset	28%	78%	53%	93%
All Funds	42%	72%	54%	79%
<b>% of U.S. mutual funds that outperformed passive peer median<sup>2,4</sup></b>				
Equity	31%	55%	22%	48%
Fixed Income	81%	77%	86%	69%
Multi-Asset	7%	52%	53%	77%
All Funds	28%	56%	33%	56%
<b>% of composites that outperformed benchmarks<sup>5</sup></b>				
Equity	19%	38%	22%	31%
Fixed Income	57%	56%	60%	63%
All Composites	25%	42%	29%	36%

- As of December 31, 2025, 68 of 141 (48%) of our rated U.S. mutual funds (across primary share classes) received an overall rating of 4 or 5 stars. By comparison, 32.5% of Morningstar's fund population is given a rating of 4 or 5 stars<sup>(6)</sup>. In addition, 60%<sup>(6)</sup> of AUM in our rated U.S. mutual funds (across primary share classes) ended 2025 with an overall rating of 4 or 5 stars.

<sup>1</sup> The investment performance reflects that of T. Rowe Price-sponsored mutual funds and composites AUM.

<sup>2</sup> Source: © 2026 Morningstar, Inc. All rights reserved. The information contained herein: (1) is proprietary to Morningstar and/or its content providers; (2) may not be copied or distributed; and (3) is not warranted to be accurate, complete, or timely. Neither Morningstar nor its content providers are responsible for any damages or losses arising from any use of this information.

<sup>3</sup> Source: Morningstar. Primary share class only. Excludes money market mutual funds, funds with an operating history of less than 1 year, T. Rowe Price passive funds, and T. Rowe Price funds that are clones of other funds. The top chart reflects the percentage of T. Rowe Price funds with 1-, 3-, 5-, and 10-year track record that are outperforming the Morningstar category median. The bottom chart reflects the percentage of T. Rowe Price funds AUM that has outperformed for the time periods indicated. Total fund AUM included for this analysis includes \$329 billion for 1 year, \$319 billion for 3 years, \$317 billion for 5 years, and \$316 billion for 10 years.

- <sup>4</sup> Passive peer median was created by T. Rowe Price using data from Morningstar. Primary share class only. Excludes money market mutual funds, funds with an operating history of less than 1 year, funds with fewer than 3 peers, T. Rowe Price passive funds, and T. Rowe Price funds that are clones of other funds. This analysis compares T. Rowe Price active funds with the applicable universe of passive/index open-ended funds and ETFs of peer firms. The top chart reflects the percentage of T. Rowe Price funds with 1-, 3-, 5-, and 10-year track record that are outperforming the passive peer universe. The bottom chart reflects the percentage of T. Rowe Price funds AUM that has outperformed for the time periods indicated. Total AUM included for this analysis includes \$272 billion for 1 year, \$262 billion for 3 years, \$260 billion for 5 years, and \$252 billion for 10 years.
- <sup>5</sup> Composite net returns are calculated using the highest applicable separate account fee schedule. Excludes money market composites. All composites compared with official GIPS composite primary benchmark. The top chart reflects the percentage of T. Rowe Price composites with 1-, 3-, 5-, and 10-year track record that are outperforming their benchmarks. The bottom chart reflects the percentage of T. Rowe Price composite AUM that has outperformed for the time periods indicated. Total AUM included for this analysis includes \$1,565 billion for 1 year, \$1,557 billion for 3 years, \$1,551 billion for 5 years, and \$1,512 billion for 10 years.
- <sup>6</sup> The Morningstar Rating™ for funds is calculated for funds with at least a 3-year history. Exchange-traded funds and open-ended mutual funds are considered a single population for comparative purposes. It is calculated based on a Morningstar risk-adjusted return measure that accounts for variation in a managed product's monthly excess performance, placing more emphasis on downward variations and rewarding consistent performance. Morningstar gives its best ratings of 5 or 4 stars to the top 32.5% of all funds (of the 32.5%, 10% get 5 stars and 22.5% get 4 stars). The Overall Morningstar Rating™ is derived from a weighted average of the performance figures associated with a fund's 3-, 5-, and 10-year (if applicable) Morningstar Rating™ metrics.

### **Distribution and Product Capabilities**

In 2025, we progressed the execution of our strategic initiatives and key programs. Highlights from the year include:

- We exceeded gross sales goals, and our active ETF business continued to grow momentum.
- We made meaningful progress in executing our strategic initiatives for Wealth, Global Growth, Individual Investors, and our operating strategy.
- We launched several new products to support strategic priorities, including ETFs and separately managed accounts, and drove placements with key distribution partners.
- We announced product collaboration with Goldman Sachs to pursue opportunities in wealth and retirement.

### **Corporate Strategy and Financials**

We have managed our financials to fund investment for growth through savings programs and to respond to market conditions. This includes:

- Executed expense savings to control costs and managed corporate spend on strategic initiatives to optimize results.
- Paid dividends in 2025 equal to \$1.1 billion, or \$5.08 per share, and bought back nearly 6.2 million common shares at an average price of \$101.15 per share.

### **Operations, Technology, and Talent**

- We made progress with initiatives driving key strategic priorities for the organization, including advancing our technology strategy.
- We advanced our technology modernization program which has improved production stability and led to increased efficiency across the firm.
- We have managed employee turnover, including within the investment division.

## Individual Performance Considerations

In addition to contributions to 2025 priorities, and the Company's financial and strategic performance highlighted in the executive summary on page 51, the Compensation Committee considered the following individual contributions when determining 2025 compensation for our NEOs.

### Robert W. Sharps



**Chair, Chief Executive Officer and President**

#### ROLE CONSIDERATIONS

- Leadership, responsibility, and performance as Chair, CEO and president and chair of our Executive, Management, Strategy, and Management Compensation and Development Committees.

#### INDIVIDUAL ACHIEVEMENTS

##### Chair

- Provided overall leadership for the firm by fostering open dialogue and facilitating timely and effective decision-making for both executive management and the Board.
- Oversaw the onboarding of two independent directors, ensuring they are well-positioned to contribute to the firm's strategic oversight and fiduciary responsibilities.

##### Financial Results

- Reached \$1.78 trillion in AUM as of December 31, 2025 a 10.5% increase from 2024.
- Generated \$7.3 billion in 2025 net revenue, up 3.1% from 2024.
- Returned \$1.8 billion to stockholders in 2025 through recurring dividends and share repurchases, while also prioritizing investments in strategic initiatives, talent, and new client capabilities.
- Increased the quarterly dividend for the 39th consecutive year.

##### Investment Performance

- Sustained solid investment performance for Fixed Income versus peers and benchmarks over the 1-, 3-, 5-, and 10-year periods with mixed investment performance for Global Equity and Multi-Asset.
- Maintained strong retention among investment professionals, with average tenure for our portfolio managers exceeding 17 years.
- Advanced use of AI across the firm—amplifying our investment professionals' capabilities without replacing their judgment, improving the speed and personalization of client service, and adopting new technologies with disciplined governance and thoughtful onboarding.

##### Corporate Strategy and Strategic Partnerships

- Led the continued refinement and execution of the corporate strategy to position the firm as a leading provider of investment solutions at scale and across a range of client types.
- Established a strategic collaboration with Goldman Sachs to pursue opportunities in wealth and retirement through co-developed public/private offerings and advice solutions.
- Formed a significant partnership with Aspida to expand our client capabilities in insurance, enabling us to deliver innovative solutions at the intersection of traditional asset management, alternative investments, and insurance.
- Achieved progress across key success measures, including gross sales and client service metrics.

##### Retirement Leadership

- Maintained our position as an industry leader in active target date solutions, building on over 20 years of product innovation and surpassing \$500 billion in AUM across a diverse suite of solutions.

- Expanded our retirement leadership globally with the launch of a sub-advised retirement date fund series in partnership with a Japanese asset manager and two new retirement allocation funds with a strategic partner in Asia—marking the first time a U.S. asset manager offered retirement-focused products to retail investors in Hong Kong and Singapore.
- Helped clients navigate change and achieve better outcomes with a breadth of retirement solutions, including the launch of our innovative Social Security Analyzer tool.

#### **Products**

- Strengthened our product lineup with the continued growth of our ETF business, SMAs, and alternative strategies to better align with client preferences.
- Closed the year with a diverse lineup of 30 ETFs and over \$21 billion in AUM. 13 ETFs scaled over \$500 million as of December 31, 2025.
- Launched co-branded model portfolios as part of our strategic alliance with Goldman Sachs Asset Management designed to support advisors serving mass-affluent and high-net-worth clients.
- Oversaw the advancement of our alternatives offerings, including the final close of OHA's senior private lending strategy.

#### **Capabilities**

- Expanded our AI Center of Excellence to incorporate advanced data insights technology, establishing a more robust foundation for innovation and problem solving and driving responsible adoption of AI across the firm.
- Bolstered our operational agility and efficiency by investing in infrastructure and modernizing technology, while advancing our execution capabilities to drive new business growth.
- Optimized enterprise execution by addressing high-complexity exposure processes, strengthening our enterprise risk framework, and upholding data governance and integrity.

#### **Talent**

- Opened our new global headquarters at Harbor Point in Baltimore, Maryland, purposefully designed to foster collaboration and elevate the experience for over 2,000 associates.
- Demonstrated our commitment to attracting, developing, and retaining top talent by launching the T. Rowe Price Leadership Academies, which support associates' growth through the development of key capabilities aligned with our Leadership Framework.
- Maintained low voluntary turnover across the business, which is a reflection of our collaborative culture and our investments in our associates' professional growth and well-being.

#### **Client Engagement**

- Deepened client engagements globally by strengthening relationships across regions, enhancing tailored solutions, and delivering world-class service to address evolving client needs.
- Represented the firm with industry leaders and government officials, among others.
- Enhanced digital client service by advancing client-centered digital experiences, expanding self-service capabilities, integrating brokerage functionality, and enhancing mobile features—resulting in strong digital satisfaction scores.

#### **Leadership**

- Enabled key organizational changes and leadership transitions—including the creation of the Technology, Data and Operations and Global Strategy functions and the appointment of their new leaders.
- Set annual and multiyear objectives with our leadership team and the Board.

## Jennifer B. Dardis



**Chief Financial Officer  
and Treasurer**

### ROLE CONSIDERATIONS

- Leadership, responsibility and performance as CFO and treasurer and head of finance, product and strategy functions.

### INDIVIDUAL ACHIEVEMENTS

#### Financial Results

- Managed expense growth and executed several targeted cost saving initiatives to preserve our ability to deliver new capabilities for clients and expand in growth areas of the market.
- Executed quarterly earnings calls with investors and analysts.

#### Corporate Strategy

- Oversaw the execution and management of the firm's portfolio of strategic priorities to position the firm to capitalize on emerging opportunities and deliver value for clients and shareholders.
- Executed advancement of strategic partnerships in insurance and alternatives to expand our capabilities, develop new solutions and deepen our relationship with clients.
- Maintained perspective on industry trends and competitive landscape to effectively evaluate strategic opportunities for growth.

#### Product

- Championed product development and innovation across ETF, SMA, alternative and retirement offerings, enhancing solutions to meet clients' evolving needs.
- Drove growth in ETFs and SMAs with 30 total ETF offerings and total ETF assets over \$21 billion in AUM. Launched eight new SMAs.

#### Talent

- Optimized organizational structure of the CFO Group to drive modernization efforts, enhance execution capabilities, and create increased efficiencies.
- Realigned the Global Product organization to position the team in support of the firm's long-term strategic goals.

#### Leadership

- Served as the Management Committee champion of THRIVE, the firm's associate-led business resource group dedicated to advancing inclusion and engagement for associates affected by a broad spectrum of conditions.
- Provided significant insight and expertise at Board meetings.
- Key contributor on the Management Committee and Management Committee Strategy Committee as well as various steering committees, including the Management Compensation and Development, Enterprise Risk Management, Investment Management, Product Strategy, and Strategic Operating Committees.

## Glenn R. August



Chief Executive Officer  
of OHA

### ROLE CONSIDERATIONS

- Leadership, responsibility, and performance as CEO of OHA.

### INDIVIDUAL ACHIEVEMENTS

#### Leadership

- Led execution of a record year of private capital deployment and record year of fundraising, collaborating across investment, product and client-facing teams.
- Provided unique perspectives as a member of the Management Committee with regard to corporate strategy, distribution, and the development of the alternatives business.

#### Investment Performance

- Sustained solid long-term investment performance across OHA's funds and separate accounts, with continued emphasis on disciplined credit selection and downside protection.
- Supervised investment decisions for OHA's global distressed platform, supporting unique corporate borrower needs with debt financings offering attractive risk-adjusted return profiles, culminating in OHA being named Private Debt Investor's 2025 Distressed Debt and Special Situations Investor of the Year-Americas.
- Supported continued advancements within OHA's private credit business, including augmented transaction leadership and deeper relationships with private equity sponsors.

#### Products

- Oversaw multiple institutional fundraises, including a senior direct lending fund and collateralized loan obligation (CLO) captive equity fund. OHA's senior direct lending fund was the largest fundraiser in OHA's history.
- Launched inaugural European special situations fund in addition to the third vintage of OHA's opportunistic private credit fund and the fourth vintage of its third-party CLO investment fund.
- Advanced the build-out of retail-focused alternative investment offerings, driving development initiatives across exchange-traded funds, target date funds, model portfolios, and multi-asset solutions to meet growing wealth channel demand.

#### Client Engagement/Strategic Partnerships

- Played a key role in marketing and client engagement efforts, expanding dialogue with both existing and new clients and contributing to significant year-over-year AUM growth.
- Advanced engagement with and secured capital commitments from onshore and offshore investors, with renewed momentum from clients in APAC and EMEA driven by broader product offerings.
- Worked on expanding strategic partnerships to deliver T. Rowe Price/OHA products across additional distribution platforms and financial advisors.

#### Talent

- Advanced OHA's talent and culture across its global team of over 400 professionals, with over 80 internal promotions as of year-end 2025.

## Sébastien Page



**Head of Global Multi-Asset and Chief Investment Officer**

### ROLE CONSIDERATIONS

- Leadership, responsibility, and performance as head of Global Multi-Asset and CIO, and co-chair of the Asset Allocation Committee.

### INDIVIDUAL ACHIEVEMENTS

#### Investment Performance

- Investment performance for Multi-Asset versus peers mixed over the 1-, 3-, and 5-year periods but solid over 10-year period and since inception.
- Best performing Target Date manager since the Target Date inception in 2002.

#### Financial Results

- Led an investment team overseeing over \$600 billion in assets.
- Maintained #1 industry ranking as provider of actively managed Target Date strategies.
- Grew custom models at T. Rowe Price 158% between June 2023 and March 2025.

#### Client Engagement

- Delivered thought leadership on market events and emerging themes, materially advancing global client engagement and reinforcing the firm's investment culture.
- Appeared as a regular contributor to financial media, including live national TV, and a sought-after speaker at major industry conferences.
- Increased global consultative Solutions engagements by 20% in 2025.
- Led over 100 client and media engagements in 2025.
- Served on the editorial boards of The Journal of Portfolio Management and The Financial Analysts Journal.
- Named a Voice of Influence by the CFA Institute in 2025.

#### Global Retirement Leadership

- Established firmwide Retirement Product Strategy across accumulation, personalization, and retirement income.
- Launched three co-developed Target Date Fund products with recordkeeper insurers.
- Expanded the Personalized Retirement Manager platform.
- Achieved Morningstar Gold ratings for both Retirement and Retirement Blend vehicles across mutual fund and collective investment trust structures.
- Expanded retirement solution capabilities globally, including an income strategy in the UK, a Target Date series in Japan, retirement funds with a strategic partner in Asia, and a large tactical asset allocation advisory mandate in Australia.

#### Talent

- Restructured the Global Multi-Asset Research Team around three core research pillars: Strategic Asset Allocation, Systematic Multi-Asset Investing, and Retirement Research.
- Refocused the Global Investment Solutions Baltimore office on advisor models and revitalization of the Target Allocation franchise, while launching a new global Tactical Asset Allocation Team to enhance actionable insights for investment committees and portfolio managers.
- Maintained turnover rates significantly below industry averages.

#### Leadership

- A key contributor to the firm's Management Committee.
- Chaired the Multi-Asset Steering Committee, which governs the Global Multi-Asset Division, with responsibility for people, process, portfolios, performance, growth, and risk.
- Co-chaired the Asset Allocation Committee, directing tactical asset-class positioning
- Served on firm-wide steering committees for the Investment Institute, Global Strategic Partnership Program, and Retirement Strategy.

## Eric L. Veiel



**Head of Global Investments and Chief Investment Officer**

### ROLE CONSIDERATIONS

- Leadership, responsibility, and performance as head of Global Investments and CIO and co-chair of the Investment Management Steering Committee.

### INDIVIDUAL ACHIEVEMENTS

#### Investment Performance

- Investment performance for Fixed Income delivered solid results versus peers and benchmarks over the 1-, 3-, 5- and 10-year periods.
- Investment performance for Global Equity and Multi-Asset was mixed versus peers and benchmarks over the 1-, 3- and 5-year periods amid shifting factor leadership in global markets.

#### Leadership

- Co-chaired the Investment Management Steering Committee, which oversees the firm's investment management capabilities and processes across asset classes, channels, vehicles, and regions, including coordination and collaboration of senior leaders across Investments, Distribution, and Product.
- Oversaw the establishment of the T. Rowe Price Investment Institute, a center of excellence for thought leadership and investor education, including the launch of the Investor Development Program.
- Key contributor on the Management Committee and Management Committee Strategy Committee as well as various steering committees, including, Management Compensation and Development, Global Equity, Fixed Income, Multi-Asset, and Product Strategy. Served as a member of the board of the T. Rowe Price mutual funds.

#### Strategy and Talent

- Established and executed the Global Investment Division's strategy and developed many of its key leaders.
- Executed cost reduction program while addressing investment performance challenges through significant personnel decisions.

#### Client Engagement

- As CIO, provided thought leadership on market events and emerging topics.
- Advanced client engagement and brand enhancement efforts through a CEO leadership podcast series.
- Key driver of the firm's investment culture.

#### Products

- Drove continued growth in the firm's exchange-traded fund and SMA programs with multiple launches, including the firm's new Active Core strategies.

## Annual Variable Compensation

### Annual Incentive Compensation

At the beginning of the year, the Compensation Committee established each participating NEO's maximum payout percentage from the AICP bonus pool. The established payout percentages reflect the Compensation Committee's decision to impose a financial-based limit on the maximum payout to each NEO and the Compensation Committee's expectation of each NEO's relative contribution to the Company's performance. The Compensation Committee has the discretion to reduce or eliminate the share of the bonus pool payable to any NEO. Mr. August did not participate in the AICP for 2025, and did not receive an annual bonus payment from the OHA compensation pool for 2025.

The table below shows the maximum payout (in millions) for each NEO who participated in the AICP and the actual bonus awards (in millions) made by the Compensation Committee for 2025 and 2024.

NAME	2025 MAXIMUM PAYOUT BASED ON THE TOTAL POOL	2025 ANNUAL INCENTIVE PAYMENT	2024 ANNUAL INCENTIVE PAYMENT	2025 PAYMENT PERCENTAGE CHANGE OVER 2024
<b>Robert W. Sharps</b>	\$ 15.4	\$8.4	\$9.5	(11.6)%
<b>Jennifer B. Dardis</b>	\$ 7.7	\$2.4	\$2.5	(4.0)%
<b>Sébastien Page</b>	\$ 9.0	\$4.3	\$4.5	(4.4)%
<b>Eric L. Veiel</b>	\$ 12.9	\$5.7	\$6.3	(9.5)%

Consistent with past practice, the Compensation Committee exercised negative discretion and awarded less than the maximum payout to the NEOs above. Exercising negative discretion maintains alignment between the bonus amounts paid to the NEOs and bonuses and compensation paid at our competitors. For the NEOs who participate in the AICP, the Compensation Committee has the power to authorize additional annual incentive compensation or bonuses outside the AICP but did not do so in 2025.

## Long-Term Variable Incentive Compensation

### Equity Awards

Generally, long-term equity awards are split equally between performance-based and time-based awards to our NEOs. Grants to Messrs. Sharps, Page, and Veiel and Ms. Dardis were split equally between performance-based and time-based RSUs. The grant value of performance-based or time-based RSUs was converted to units using the closing stock price of our common stock on the date of grant (\$105.05 for 2025). The NEOs were granted the following long-term incentive values (in millions) in 2025. Mr. August did not receive any long-term equity awards in 2025 or 2024.

NAME	2025 EQUITY INCENTIVE VALUE	2025 PERFORMANCE- BASED RESTRICTED STOCK UNITS	2025 TIME- BASED RESTRICTED STOCK UNITS <sup>1</sup>	2024 EQUITY INCENTIVE VALUE	2025 LTI AWARD VALUE CHANGE OVER 2024
<b>Robert W. Sharps</b>	\$8.4	39,989	39,989	\$9.4	(10.8)%
<b>Jennifer B. Dardis</b>	\$1.6	7,616	7,616	\$1.7	(3.0)%
<b>Sébastien Page</b>	\$2.2	10,234	10,234	\$2.2	(2.3)%
<b>Eric L. Veiel</b>	\$3.5	16,421	16,421	\$3.9	(10.4)%

<sup>1</sup> Time-based RSUs vest in equal installments over the 3 years beginning in December in the year after the grant date.

### Performance-Based RSUs—Performance Thresholds and Vesting

The performance thresholds established by the Compensation Committee for 2025 performance-based RSUs are based on the Company's operating margin for the three-year performance period compared with the average operating margin of a designated group of public company peers (Industry Average Margin) that are composed of:

<ul style="list-style-type: none"> <li>■ Affiliated Managers Group, Inc.</li> <li>■ AllianceBernstein L.P.</li> <li>■ BlackRock, Inc.</li> </ul>	<ul style="list-style-type: none"> <li>■ Federated Investors</li> <li>■ Franklin Resources, Inc.</li> </ul>	<ul style="list-style-type: none"> <li>■ Janus Henderson Group</li> <li>■ Invesco Ltd.</li> </ul>
--	---	---

The peer group listed above is similar to the peer group used in evaluating the competitive positioning of our compensation program, but consists of independent asset management firms that align with our business. The Compensation Committee selected operating margin as the sole performance metric because it is a key indicator of profitability and relative financial performance in the asset management industry. Operating margin is determined by dividing net operating income by total revenues for the performance period, as reported in the consolidated financial statements filed with the SEC or, if such financial statements are not available for a peer company at the time of

determination, as otherwise disclosed in a press release by the peer company. In each case, net operating income is adjusted to exclude the effects of goodwill impairment, the cumulative effect of changes in accounting policies or principles, and gains or losses from discontinued operations, as each is reflected on the face of or in the notes to the relevant financial statements. For performance-based RSU awards made in 2025, the number of RSUs earned will be determined by comparing the Company's operating margin for the three-year performance period with the average operating margin of the peer group for the period, and thereafter vest over the following two years (years four and five after the grant date).

The following table shows the performance thresholds and related percentage of RSUs eligible to be earned that were established by the Compensation Committee for the 2025 awards.

<b>TROW Operating Margin as Percent of Industry Average Margin</b>	≥100%	90%-99%	80%-89%	70%-79%	60%-69%	50%-59%	<50%
<b>Amount of RSUs Eligible to Be Earned</b>	100%	90%	80%	70%	60%	50%	0%

GRANT DATE	PERFORMANCE PERIOD	TROW OPERATING MARGIN AS PERCENT OF INDUSTRY AVERAGE MARGIN	AMOUNT EARNED AND SUBJECT TO STANDARD VESTING SCHEDULE	VESTING START MONTH/YEAR
December 2025	January 1, 2026, to December 31, 2028	Not determinable at this time		December 2029

Performance-based RSUs earned by each NEO following the completion of the relevant performance period vest at a rate of 50% per year, beginning in the month and year in the chart above, once the Compensation Committee certifies the number of RSUs earned.

#### Payout of Performance-Based RSUs Granted in 2022

While the Compensation Committee does not consider these amounts to be compensation for fiscal year 2025, in February 2026 the Compensation Committee certified performance for performance-based RSUs granted in 2022 to Messrs. Sharps and Veiel and Ms. Dardis. The number of RSUs earned was based on the 2023-2025 performance period and upon the achievement of operating margin for the three-year performance period compared with the average operating margin of a designated group of public company peers. The Company achieved 100% of the performance goal for the 2022 award, and 22,254 shares for Mr. Sharps, 5,564 shares for Ms. Dardis, 8,861 shares for Mr. Page, and 12,982 shares for Mr. Veiel will vest in equal installments in December 2026 and December 2027.

#### Carried Interest

During 2025, Mr. August received or was allocated distributions of realized carried interest as a result of his interest in the general partner of certain OHA funds. The table below reflects the carried interest allocated in 2025 (in millions).

NAME	2025 CARRIED INTEREST VALUE
Glenn R. August	\$8.3

### Process for Determining Executive Compensation

The Compensation Committee has established a comprehensive process for:

- reviewing our executive compensation program designs to ensure that they are aligned to our philosophy and objectives,
- evaluating performance by our NEOs against goals and objectives established or reviewed by the Compensation Committee, and
- setting compensation for the NEOs and other senior executives.

The below summarizes the actions taken by the Compensation Committee throughout 2025.

#### First Quarter

- Certify prior-year financial results for payout of the AICP and performance-based RSUs.
- Design and establish current-year AICP and long-term equity programs.
- Designate participants in the current-year AICP and set each NEO's maximum payout percentage.
- Approve the compensation target for our CEO.
- Approve the CEO quantitative measures and strategic goals.

#### Second Quarter

- Review our compensation governance practices.
- Review the Company's current year-to-date performance, including financial, investment, and client service performance.
- Consider with members of the Management Compensation Committee the potential funding size of the overall annual bonus pool.
- Consider stockholder and proxy advisor feedback in connection with our say-on-pay vote results.
- Evaluate and approve changes to the current peer comparators used to assess competitive pay for executive officers.
- Review the design of peer short-term and long-term incentive compensation programs.

#### Fourth Quarter

- Review projected peer compensation data provided by our independent compensation consultant and McLagan Partners (McLagan) survey data.
- Review the Company's current year-to-date performance, including financial, investment, and client service performance.
- Evaluate the Company's performance against its goals.
- Evaluate executive officer performance against goals of their respective roles, with input from the CEO and president for other executive officers.
- Approve the size of the Company's overall annual bonus pool and determine the annual incentive cash pool payout for each NEO and other AICP participants.
- Approve the size and parameters of the year's equity incentive program.
- Determine the equity award value and related performance metric(s) and period for each executive officer.

#### Third Quarter

- Review with management and our independent compensation consultant the external trends in both the investment management industry and, more broadly, regulatory and other developments affecting executive compensation.
- Assess progress against the Company's strategic imperatives and related goals and objectives for the year.
- Review the Company's current year-to-date performance, including financial, investment, and client service performance.
- Review and approve any changes to incentive plan and award designs.

### Delegation Authority

The Compensation Committee has delegated compensation decisions regarding non-executive officers, including the establishment of specific salary and incentive compensation levels and certain matters relating to stock-based compensation, to the Management Compensation and Development Committee, a committee composed of members of the Management Committee.

### Committee Procedures

Early each year, the Compensation Committee meets with the CEO and president and members of senior management in order to discuss goals and objectives for the year, including goals and objectives for the NEOs. In addition, the Compensation Committee determines eligibility for the AICP bonus pool and sets forth the maximum percentage that may be paid to each participant. At its meeting in December, the Compensation Committee evaluates the Company's and executives' performance as part of its determination of appropriate cash and long-term incentive awards. The set of metrics includes those that reflect the actions of our management team and employees on the Company's performance.

such as net revenue and operating margin, together with metrics that are heavily influenced by factors outside the management team's control but are heavily correlated to the returns experienced by our stockholders, such as one-year total stockholder return. The Compensation Committee believes that evaluating performance against a combination of metrics and strategic goals most effectively drives the behavior for the long-term results that we want our executive team to strive for and produce, as well as tightly links pay outcomes to performance.

The Compensation Committee awards annual equity incentive grants to employees from stockholder-approved long-term incentive plans as part of the Company's annual compensation program.

### **Role of Executive Officers**

The Compensation Committee solicits input from the CEO and president and the Management Compensation and Development Committee regarding general compensation policies, including the appropriate level and mix of compensation. The Compensation Committee also consults with the CEO and president regarding the appropriate incentive awards and salary levels for other executive officers. Compensation for Mr. August, while determined under separate programs, is also overseen by the Compensation Committee.

### **Role of Independent Compensation Consultant**

Johnson Associates serves as the Compensation Committee's independent compensation consultant and attended all Compensation Committee meetings during 2025, and regularly meets with the Compensation Committee in executive session. The Compensation Committee benefited from the consultant's broad experience in advising other compensation committees, in-depth understanding of investor perspectives on compensation, and familiarity with our compensation programs and policies and those of peer companies in the asset management and financial services industry.

Johnson Associates provides the Compensation Committee with information about the competitive market for senior management in the investment management and financial services industries and compensation trends across industries. Johnson Associates advised the Compensation Committee on the structure for CEO compensation for 2025, including competitive insights that informed the Committee's determination of target 2025 incentive compensation for the CEO. In addition, in 2025 the consultant periodically updated the Compensation Committee on trends and projected implications for traditional and alternative asset management industry compensation practices and potential changes to competitive rates of pay during the period.

Johnson Associates has no relationship with Price Group other than as the Compensation Committee's compensation consultant. Johnson Associates has not provided any services to the Company other than those provided to the Compensation Committee in its role as independent consultant. The Compensation Committee has assessed the independence of Johnson Associates pursuant to SEC rules and concluded that the work performed by the advisor does not raise any conflicts of interest. The Compensation Committee will continue to periodically review its relationship with Johnson Associates and its continued appointment as the Compensation Committee's independent consultant.

When benchmarking, we generally look for firms with which we would directly compete for talent and/or in the marketplace for clients. However, many of our key competitors are not publicly traded or are subsidiaries of larger companies. These competitors generally do not publicly disclose the compensation data of their top executive officers. During the year, Johnson Associates presented a report of expected competitive pay for each NEO based on current industry trends and their market evaluation of each NEO's role. This data, along with competitive market data provided to management by McLagan (a division of AON) and input from the CEO and president and other senior executives of the Company, provided context to the Compensation Committee in their compensation decisions for each NEO for 2025.

McLagan has an extensive database on compensation for most investment management companies, including private companies for which information is not otherwise generally available. McLagan summarizes data by role across multiple companies without specifically identifying information for a particular company. Management uses the summary information from McLagan for a reasonable estimation of compensation levels in the industry for persons with specific roles relevant to our business (e.g., portfolio manager, analyst, client service manager, etc.). Relevant portions of this information are shared by executive management with the Compensation Committee. McLagan works with management and does not act as a compensation consultant to the Compensation Committee.

## Competitive Positioning

The Compensation Committee annually reviews competitive data regarding compensation at peer companies in the investment management industry with their independent compensation consultant and management. We do not set compensation levels to fall within specific ranges compared with benchmark data. Instead, we use the information provided by Johnson Associates, proxy data for peer group companies listed below, and survey data provided by McLagan and others about the competitive market for senior management to gain a general understanding of current practices and to assist in the development of compensation programs and setting compensation levels.

Below is the list of the 2025 companies used by the Compensation Committee peer group for all executives, and we note that J.P. Morgan Asset Management, Morgan Stanley Asset Management, and Goldman Sachs Asset Management are included with the other firms only when considering a peer group for the CEO and president:

<ul style="list-style-type: none"><li>■ Affiliated Managers Group, Inc.</li><li>■ AllianceBernstein L.P.</li><li>■ Ameriprise Financial, Inc.</li></ul>	<ul style="list-style-type: none"><li>■ BlackRock Inc.</li><li>■ Charles Schwab Corporation</li><li>■ Franklin Resources, Inc.</li></ul>	<ul style="list-style-type: none"><li>■ Invesco Ltd.</li><li>■ Northern Trust</li><li>■ TIAA*</li></ul>	<ul style="list-style-type: none"><li>■ CEO Only:<ul style="list-style-type: none"><li>– J.P. Morgan Asset Management</li><li>– Morgan Stanley Asset Management</li><li>– Goldman Sachs Asset Management</li></ul></li></ul>
---	--	---	--

\* During the year TIAA ceased publishing compensation data so it was not used at the end of the year for competitive positioning.

The companies making up the peer group listed above were selected because they are asset managers, as well as comparable financial services and brokerage companies, whose executive compensation information is publicly available. The median size of these firms, as determined by their AUM, revenues and pre-tax income, approximates the size of our firm. The CEO Only firms listed above were selected because they are large asset management subsidiaries of publicly traded firms with significant AUM. The Compensation Committee will continue to review the composition of this peer group to analyze our executive compensation program and determine whether any changes should be made in the future. In addition to specific information on these companies, the Compensation Committee reviewed aggregated summary compensation data based on information from surveys that include some of the peer companies listed above as well as other public and nonpublic companies with which we compete for executive talent, including the Capital Group Companies Inc., Fidelity Investments, Goldman Sachs Asset Management, Janus Henderson Investors, J.P. Morgan Asset Management, MFS Investment Management, Pacific Investment Management Company LLC, The Vanguard Group Inc., Wellington Management Company LLP, and Western Asset Management Co.

In light of our overall performance in 2025, the Compensation Committee believes that the compensation paid to our CEO and president and other NEOs is reasonable in relation to the compensation paid by our peer companies both on an absolute basis and in comparison to relevant financial performance metrics.

## Risk Management and the Alignment of Management Compensation With Our Stockholders' Interests

The Compensation Committee considers whether the executive compensation program rewards reasonable risk taking and if incentive opportunities achieve the proper balance between rewarding employees and managing risk and protecting stockholder returns. While the design of our executive compensation program is primarily performance based, we believe that it does not encourage inappropriate risk taking. Ongoing and active discussions with management regarding progress on short-term and long-term goals enables informed decisions while avoiding the risks that can be associated with managing short-term results to achieve predetermined formulaic outcomes.

Our compensation programs are designed to provide executive officers with appropriate incentives to create long-term value for stockholders while taking thoughtful and prudent risks to grow value over time. Our NEOs' salaries are fixed in amount, and the U.S. maximum base salary has not increased since 2005. In addition, the majority of our NEO compensation is variable and performance based. Annual incentive compensation is linked to overall corporate performance along with individual goals. Further, a substantial portion of our NEOs' compensation is in the form of long-term equity awards that further align the NEOs' interests with those of our stockholders. Since the long-term equity awards are not earned in one year and vest only upon the achievement of certain performance goals and continued

employment at the Company, we believe NEOs are discouraged from excessive or inappropriate risk taking. We believe that our equity program, our stock ownership guidelines, and the significant stock ownership of our most tenured NEOs create important links between the financial interests of our executives and long-term performance and mitigate any incentive to disregard risks in return for potential short-term gains. To further ensure the alignment of compensation with long-term performance, we have adopted a policy for the clawback of incentive compensation from NEOs in the event an NEO's acts or omissions contribute to a need for a restatement of our financial results.

In addition, we have a robust risk management program designed to identify, evaluate, and control risks. Through this program, we take a Company-wide view of risks and have a network of systems and oversight to ensure that risks are not viewed in isolation and are appropriately controlled and reported, including a system of reporting to the CEO, the Audit Committee, and the full Board. We believe that our compensation and stock ownership programs work effectively within this risk management program.

We have considered the risks created by our compensation policies and practices, including mitigating factors and, based on this review, do not believe that our compensation policies and practices create risks that are reasonably likely to have a material adverse effect on the Company.

## **Report of the Executive Compensation and Management Development Committee**

As part of our responsibilities, we have reviewed and discussed with management the Compensation Discussion and Analysis required by Item 402(b) of Regulation S-K, which begins on page 38 of this proxy statement. Based on such review and discussions, we have recommended to the Board the inclusion of the Compensation Discussion and Analysis in this proxy statement and in the Company's Annual Report on Form 10-K for the year ended December 31, 2025.

Robert F. MacLellan, Chair  
Mark S. Bartlett  
William P. Donnelly  
Dina Dublon  
Allan C. Golston  
Eileen P. Rominger  
Cynthia F. Smith  
Robert J. Stevens  
Richard R. Verma  
Sandra S. Wijnberg  
Alan D. Wilson

# Executive Compensation Tables

## Summary Compensation Table

The following table summarizes the total compensation of our NEOs, who are the chief executive officer, the chief financial officer, and our three other most highly compensated executive officers.<sup>1</sup>

NAME AND PRINCIPAL POSITION	YEAR	SALARY	STOCK AWARDS <sup>2</sup>	NON-EQUITY INCENTIVE PLAN COMPENSATION <sup>3</sup>	ALL OTHER COMPENSATION <sup>4</sup>	TOTAL
<b>Robert W. Sharps</b> Chair, Chief Executive Officer, and President	2025	\$ 350,000	\$ 8,401,689	\$ 8,401,500	\$ 92,603	\$ 17,245,792
	2024	\$ 350,000	\$ 9,420,078	\$ 9,522,000	\$ 97,751	\$ 19,389,829
	2023	\$ 350,000	\$ 5,100,097	\$ 7,300,000	\$ 91,834	\$ 12,841,931
<b>Jennifer B. Dardis</b> Chief Financial Officer and Treasurer	2025	\$ 350,000	\$ 1,600,122	\$ 2,400,000	\$ 73,234	\$ 4,423,356
	2024	\$ 350,000	\$ 1,650,168	\$ 2,500,000	\$ 92,779	\$ 4,592,947
	2023	\$ 350,000	\$ 1,275,175	\$ 2,175,000	\$ 91,603	\$ 3,891,778
<b>Glenn R. August</b> Chief Executive Officer of Oak Hill Advisors L.P.	2025	\$ 350,000	\$ —	\$ —	\$ 8,367,502	\$ 8,717,502
	2024	\$ 350,000	\$ —	\$ —	\$ 7,559,940	\$ 7,909,940
	2023	\$ 350,000	\$ —	\$ —	\$ 12,082,629	\$ 12,432,629
<b>Sébastien Page</b> Head of Global Multi-Asset and Chief Investment Officer	2025	\$ 350,000	\$ 2,150,163	\$ 4,300,000	\$ 53,361	\$ 6,853,524
<b>Eric L. Veiel</b> Head of Global Investments and Chief Investment Officer	2025	\$ 350,000	\$ 3,450,052	\$ 5,650,000	\$ 94,451	\$ 9,544,503
	2024	\$ 350,000	\$ 3,850,146	\$ 6,300,000	\$ 99,312	\$ 10,599,458
	2023	\$ 350,000	\$ 3,000,010	\$ 5,500,000	\$ 92,924	\$ 8,942,934

<sup>1</sup> Includes only those columns relating to compensation awarded to, earned by, or paid to the NEOs in 2025, 2024, and 2023. All other columns have been omitted. Mr. Page became an NEO in 2025; therefore, the amounts for 2024 and 2023 have been omitted.

<sup>2</sup> Represents the full grant date fair value of performance-based and time-based RSUs granted in accordance with FASB ASC Topic 718. The fair value was computed using the market price per share of Price Group common stock on the date of grant multiplied by the target number of units, as this was considered the probable outcome. See the Grants of Plan-Based Awards Table for the target number of units for 2025.

<sup>3</sup> Represents cash amounts awarded by the Compensation Committee and paid to NEOs under the 2025 AICP or the OHA Pool for Mr. August. See our CD&A and the Grants of Plan-Based Awards Table for more details regarding the workings of these plans. These amounts also include amounts elected, if any, to be deferred under the Supplemental Savings Plan. See the Nonqualified Deferred Compensation Table for further details.

<sup>4</sup> The following types of compensation are included in the "All Other Compensation" column for 2025:

NAME	CONTRIBUTIONS TO RETIREMENT PROGRAM	RETIREMENT PROGRAM LIMIT BONUS <sup>a</sup>	MATCHING CONTRIBUTIONS TO STOCK PURCHASE PLAN <sup>b</sup>	MATCHING GIFTS TO CHARITABLE ORGANIZATIONS <sup>c</sup>	CARRIED INTEREST DISTRIBUTIONS	PERQUISITES AND OTHER PERSONAL BENEFITS <sup>d</sup>	TOTAL
<b>Robert W. Sharps</b>	\$ 46,500	\$ 5,076	\$ 4,000	\$ 15,000	\$ —	\$ 22,027	\$ 92,603
<b>Jennifer B. Dardis</b>	\$ 46,500	\$ 5,076	\$ 4,000	\$ 14,973	\$ —	\$ 2,685	\$ 73,234
<b>Glenn R. August</b>	\$ 46,500	\$ 5,076	\$ —	\$ 15,000	\$ 8,300,926	\$ —	\$ 8,367,502
<b>Sébastien Page</b>	\$ 46,500	\$ 5,076	\$ —	\$ 1,450	\$ —	\$ 335	\$ 53,361
<b>Eric L. Veiel</b>	\$ 46,500	\$ 5,076	\$ 4,000	\$ 15,000	\$ —	\$ 23,875	\$ 94,451

<sup>a</sup> Cash compensation for the amount calculated under the U.S. retirement program that could not be credited to their retirement accounts in 2025 due to the contribution limits imposed under Section 415 of the Internal Revenue Code.

<sup>b</sup> Matching contributions paid under our ESPP offered to all employees of Price Group and its subsidiaries, other than OHA employees.

- <sup>c</sup> NEOs, directors, and all employees of Price Group and its subsidiaries are eligible to have personal gifts up to an annual limit to qualified charitable organizations matched by our sponsored T. Rowe Price Foundation, in the case of U.S. employees, and Price Group, in the case of employees outside the U.S. For 2025, all of the NEOs were eligible to have up to \$15,000 matched.
- <sup>d</sup> Costs incurred by Price Group under programs available to all senior officers, including the NEOs, and parking. For Mr. August, the amount includes costs incurred by a Price Group subsidiary related to services provided to unconsolidated OHA-affiliated entities in which Mr. August has a controlling partnership stake. The amount also includes the estimated value of the attendance of NEOs and their guests at events or venues sponsored by T. Rowe Price. Also includes security services provided to Mr. Sharps.

## 2025 Grants of Plan-Based Awards Table

The following table provides information concerning each plan-based award granted in 2025 to the executive officers named in the Summary Compensation Table and other information regarding their grants.<sup>1</sup>

NAME	GRANT DATE	DATE OF COMPENSATION COMMITTEE MEETING AT WHICH GRANT WAS APPROVED	NUMBER OF NON-EQUITY INCENTIVE PLAN UNITS GRANTED (#)	ESTIMATED POSSIBLE PAYOUTS UNDER NON-EQUITY INCENTIVE PLAN AWARDS <sup>2</sup>		ESTIMATED POSSIBLE PAYOUTS UNDER EQUITY INCENTIVE PLAN AWARDS <sup>3</sup>		GRANT DATE FAIR VALUE OF STOCK AWARDS <sup>4</sup>
				TARGET (\$)	MAXIMUM (\$)	TARGET (#)	MAXIMUM (#)	
Robert W. Sharps	2/6/2025				\$ 15,448,000			
	12/3/2025	12/2/2025				79,978	79,978	\$8,401,689
Jennifer B. Dardis	2/6/2025				\$ 7,724,000			
	12/3/2025	12/2/2025				15,232	15,232	\$1,600,122
Sébastien Page	10/28/2024				\$ 9,011,000			
	12/3/2025	12/2/2025				20,468	20,468	\$2,150,163
Eric L. Veiel	2/6/2025				\$ 12,873,000			
	12/3/2025	12/2/2025				32,842	32,842	\$3,450,052

<sup>1</sup> Includes only those columns relating to plan-based awards granted during 2025. All other columns have been omitted. Mr. August did not participate in the 2025 AICP and was not granted any equity awards in 2025.

<sup>2</sup> The maximum represents the highest possible amount that could have been paid to each of these individuals under the 2025 AICP based on our 2025 audited financial statements. The Compensation Committee has discretion to award no bonus under this program or to award up to the maximum bonus. As a result, there is no minimum amount payable even if performance goals are met. For 2025, the Compensation Committee awarded less than the maximum amount to the NEOs, and the actual amount awarded has been disclosed in the Summary Compensation Table under "Non-equity Incentive Plan Compensation." See our CD&A for additional information regarding the AICP.

<sup>3</sup> Represents both time-based RSUs and performance-based RSUs granted as part of the Company's annual equity incentive program from its 2020 Plan. The annual grant value awarded to the NEOs is equally split between time-based RSUs and performance-based RSUs. The time-based RSU vesting occurs 33% on each of December 10, 2026, December 10, 2027, and December 10, 2028. The performance-based RSUs are subject to a performance-based vesting threshold with a 3-year performance period, which for the December 2025 grant will run from January 1, 2026 to December 31, 2028. For each performance-based RSU, the target payout represents the number of RSUs to be earned by the NEO if the Company's operating margin for the performance period is at least 100% of the average operating margin of a designated peer group. The Company's operating margin performance below this target threshold results in forfeiture of some or all of the performance-based RSUs. The performance-based RSUs earned by the NEO are then subject to time-based vesting, which occurs 50% on December 10, 2029, and December 10, 2030. Dividends on time-based RSUs are paid during the vesting period and for performance-based RSUs are accrued during the performance period and are only paid on earned units. Additional information related to the performance-based RSUs, including a list of companies in the designated peer group, are included in our CD&A. The grant agreements include a provision that allows for the continued vesting of the grant, from the date of separation if certain age and service criteria are met for the NEOs.

<sup>4</sup> Represents the grant date fair value of the time-based RSUs and performance-based RSUs granted in 2025 in accordance with FASB ASC Topic 718. The grant date fair value of the awards was measured using the market price per share of Price Group common stock on the date of grant multiplied by the target number of units noted in the table, as this was considered the probable outcome.

## Outstanding Equity Awards Table at December 31, 2025<sup>1</sup>

The following table shows information concerning equity incentive awards outstanding at December 31, 2025, for each NEO.

NAME	GRANT DATE	OPTION AWARDS			STOCK AWARDS			
		NUMBER OF SECURITIES UNDERLYING UNEXERCISED OPTIONS: EXERCISABLE	OPTION EXERCISE PRICE	OPTION EXPIRATION DATE	NUMBER OF SHARES OR UNITS OF STOCK THAT HAVE NOT VESTED (#)	MARKET VALUE OF SHARES OR UNITS OF STOCK THAT HAVE NOT VESTED (\$) <sup>2</sup>	EQUITY INCENTIVE PLAN AWARDS: NUMBER OF UNEARNED UNITS THAT HAVE NOT VESTED (#)	EQUITY INCENTIVE PLAN AWARDS: MARKET VALUE OF UNEARNED UNITS THAT HAVE NOT VESTED (\$) <sup>2</sup>
Robert W. Sharps	12/7/2021				8,386 <sup>3</sup>	\$ 858,559 <sup>3</sup>	—	—
	12/6/2022				—	—	22,254 <sup>4a</sup>	\$ 2,278,365 <sup>4a</sup>
	12/5/2023				8,454 <sup>5a</sup>	\$ 865,521 <sup>5a</sup>	25,361 <sup>4b</sup>	\$ 2,596,459 <sup>4b</sup>
	12/4/2024				25,529 <sup>5b</sup>	\$ 2,613,659 <sup>5b</sup>	38,293 <sup>4c</sup>	\$ 3,920,437 <sup>4c</sup>
	12/3/2025				39,989 <sup>5c</sup>	\$ 4,094,074 <sup>5c</sup>	39,989 <sup>4d</sup>	\$ 4,094,074 <sup>4d</sup>
Jennifer B. Dardis	12/7/2021				1,469 <sup>3</sup>	\$ 150,396 <sup>3</sup>	—	—
	12/6/2022				—	—	5,564 <sup>4a</sup>	\$ 569,642 <sup>4a</sup>
	12/5/2023				2,114 <sup>5a</sup>	\$ 216,431 <sup>5a</sup>	6,341 <sup>4b</sup>	\$ 649,192 <sup>4b</sup>
	12/4/2024				4,472 <sup>5b</sup>	\$ 457,843 <sup>5b</sup>	6,708 <sup>4c</sup>	\$ 686,765 <sup>4c</sup>
	12/3/2025				7,616 <sup>5c</sup>	\$ 779,726 <sup>5c</sup>	7,616 <sup>4d</sup>	\$ 779,726 <sup>4d</sup>
Sébastien Page	12/7/2021				3,183 <sup>3</sup>	\$ 325,876 <sup>3</sup>	—	—
	12/6/2022				—	—	8,861 <sup>4a</sup>	\$ 907,189 <sup>4a</sup>
	12/5/2023				3,357 <sup>5a</sup>	\$ 343,690 <sup>5a</sup>	10,070 <sup>4b</sup>	\$ 1,030,967 <sup>4b</sup>
	12/4/2024				5,963 <sup>5b</sup>	\$ 610,492 <sup>5b</sup>	8,944 <sup>4c</sup>	\$ 915,687 <sup>4c</sup>
	12/3/2025				10,234 <sup>5c</sup>	\$ 1,047,757 <sup>5c</sup>	10,234 <sup>4d</sup>	\$ 1,047,757 <sup>4d</sup>
Eric L. Veiel	12/7/2021				5,142 <sup>3</sup>	\$ 526,438 <sup>3</sup>	—	—
	12/6/2022				—	—	12,982 <sup>4a</sup>	\$ 1,329,097 <sup>4a</sup>
	12/5/2023				4,973 <sup>5a</sup>	\$ 509,136 <sup>5a</sup>	14,918 <sup>4b</sup>	\$ 1,527,305 <sup>4b</sup>
	12/4/2024				10,434 <sup>5b</sup>	\$ 1,068,233 <sup>5b</sup>	15,651 <sup>4c</sup>	\$ 1,602,349 <sup>4c</sup>
	12/3/2025				16,421 <sup>5c</sup>	\$ 1,681,182 <sup>5c</sup>	16,421 <sup>4d</sup>	\$ 1,681,182 <sup>4d</sup>

<sup>1</sup> Includes only those columns that related to outstanding equity awards at December 31, 2025. All other columns have been omitted. Mr. August does not have any outstanding equity awards, so he has been excluded from the table.

<sup>2</sup> The market value of these stock units was calculated using the closing market price per share of Price Group's common stock on December 31, 2025.

<sup>3</sup> For each performance-based RSU award earned and not vested at December 31, 2025, the following table includes the date of the meeting or unanimous consent at which the Compensation Committee certified that the performance threshold was met, the performance period, and the remaining vesting schedule.

DATE CERTIFIED	PERFORMANCE PERIOD START DATE	PERFORMANCE PERIOD END DATE	REMAINING PERCENTAGE VESTING	VEST DATES
Feb-2025	1/1/2022	12/31/2024	100%	12/10/2026

<sup>4</sup> For each performance-based RSU award unearned and not vested at December 31, 2025, the following table includes the performance period and the remaining vesting schedule. In 2025, all our NEOs received 50% of their equity award value in performance-based RSUs with a 3-year performance period, which, if earned, would vest in 2028 and 2029.

FOOTNOTE	DATE CERTIFIED	PERFORMANCE PERIOD START DATE	PERFORMANCE PERIOD END DATE	REMAINING PERCENTAGE VESTING	VEST DATES	
4a	Feb-2026	1/1/2023	12/31/2025	50%	12/10/2026	12/10/2027
4b	N/A	1/1/2024	12/31/2026	50%	12/10/2027	12/8/2028
4c	N/A	1/1/2025	12/31/2027	50%	12/8/2028	12/10/2029
4d	N/A	1/1/2026	12/31/2028	50%	12/10/2029	12/10/2030

<sup>5</sup> The following table represents the vesting schedules of the outstanding RSUs as of December 31, 2025.

FOOTNOTE	REMAINING PERCENTAGE VESTING	VEST DATES		
5a	100%	12/10/2026		
5b	50%	12/10/2026	12/10/2027	
5c	33%	12/10/2026	12/10/2027	12/8/2028

## 2025 Options Exercises and Stock Vested Table

The following table shows aggregate stock option exercises and restricted stock units vesting in 2025 and the related value realized for each of the NEOs. Mr. August is omitted from the table because he does not have any outstanding equity awards.

NAME	OPTION AWARDS		STOCK AWARDS	
	NUMBER OF SHARES ACQUIRED ON EXERCISE <sup>1,5</sup>	VALUE REALIZED ON EXERCISE <sup>2</sup>	NUMBER OF SHARES ACQUIRED ON VESTING <sup>3</sup>	VALUE REALIZED ON VESTING
<b>Robert W. Sharps</b>	1,254	\$ 42,142	46,080 <sup>3,4</sup>	\$ 4,855,450 <sup>3,4</sup>
<b>Jennifer B. Dardis</b>	—	\$ —	8,327 <sup>3,4</sup>	\$ 877,416 <sup>3,4</sup>
<b>Sébastien Page</b>	17,059	\$ 394,318	15,983 <sup>3,4</sup>	\$ 1,684,129 <sup>3,4</sup>
<b>Eric L. Veiel</b>	—	\$ —	25,371 <sup>3,4</sup>	\$ 2,673,342 <sup>3,4</sup>

<sup>1</sup> Represents the total number of shares underlying the exercised stock options.

<sup>2</sup> Computed using the difference between the market price of Price Group's common stock on the date of exercise and the exercise price, multiplied by the number of shares acquired.

<sup>3</sup> Reflects the number of shares underlying the performance-based RSUs earned and vested. The value realized for awards vesting is computed using the closing market price per share of Price Group's common stock the day before the vest date multiplied by the number of RSUs vesting. The following table shows the aggregate RSUs listed in the table above by date of award:

DATE OF AWARD	PERFORMANCE PERIOD COMPLETION DATE	VESTING DATE	NUMBER OF SHARES ACQUIRED ON VESTING	MARKET PRICE AT VEST	VALUE REALIZED ON VESTING
12/8/2020	12/31/2023	12/10/2025	18,281	\$ 105.37	\$ 1,926,269
12/7/2021	12/31/2024	12/10/2025	18,181	\$ 105.37	\$ 1,915,732

<sup>4</sup> The table below shows, by date of the award, the number of time-vested RSUs and value realized that are included in the table above. The value realized was computed using the closing market price per share of Price Group's common stock on the day before the vest date multiplied by the number of RSUs vesting.

DATE OF AWARD	VESTING DATE	NUMBER OF SHARES ACQUIRED ON VESTING	MARKET PRICE AT VEST	VALUE REALIZED ON VESTING
12/8/2020	12/10/2025	653	\$ 105.37	\$ 68,807
12/6/2022	12/10/2025	16,554	\$ 105.37	\$ 1,744,295
12/5/2023	12/10/2025	18,894	\$ 105.37	\$ 1,990,861
12/4/2024	12/10/2025	23,198	\$ 105.37	\$ 2,444,373

<sup>5</sup> The number of shares actually acquired was less than the number presented in the tables above as a result of tendering shares for payment of the exercise price and the withholding of shares to pay taxes. The total net shares received by each NEO listed in the table is as follows:

NAME	NET SHARES ACQUIRED ON EXERCISE	NET SHARES ACQUIRED ON VESTING
<b>Robert W. Sharps</b>	371	23,475
<b>Jennifer B. Dardis</b>	—	4,240
<b>Sébastien Page</b>	2,759	8,140
<b>Eric L. Veiel</b>	—	12,924

## 2025 Nonqualified Deferred Compensation Table

The amounts in the following table represent each NEO's account activity under the Supplemental Savings Plan, which was effective on January 1, 2015.

NAME	EXECUTIVE'S CONTRIBUTIONS IN LAST FY <sup>1</sup>	REGISTRANT'S CONTRIBUTIONS IN LAST FY	AGGREGATE EARNINGS IN LAST FY <sup>2</sup>	AGGREGATE WITHDRAWALS/DISTRIBUTIONS	AGGREGATE BALANCE AT LAST FYE <sup>3</sup>
Robert W. Sharps	\$ —	\$ —	\$ 5,245,810	\$ —	\$ 41,346,064
Sébastien Page	\$ —	\$ —	\$ 1,290,775	\$ —	\$ 8,692,065
Eric L. Veiel	\$ —	\$ —	\$ 6,071,407	\$ (6,728,707)	\$ 45,556,958

<sup>1</sup> No NEO elected to defer any portion of their 2025 cash incentive compensation into the Supplemental Savings Plan. Under the Supplemental Savings Plan, beginning in 2021, certain senior officers have the opportunity to defer receipt of up to the lesser of (i) 50% of their cash incentive compensation earned for a respective calendar year during which services are provided or (ii) \$2 million. Prior to 2021, these senior officers had the opportunity to defer receipt up to 100% of their cash incentive compensation earned for a respective calendar year during which services were provided. Mr. August was not eligible to participate in the Supplemental Savings Plan for 2025.

<sup>2</sup> Each participant has the ability to allocate their account balance across a number of Price funds and the flexibility to rebalance their account as often as they would like. The amounts deferred are adjusted daily based on the investments chosen by the participant and, therefore, are not above market or preferential. As such, the earnings reported in this column are not included in the Summary Compensation Table.

<sup>3</sup> These amounts represent the aggregate balances in each NEO's account as of December 31, 2025. The aggregate balance for each NEO at last fiscal year-end includes amounts previously reported as Non-equity Incentive Plan Compensation in a prior-year Summary Compensation Table, except for Mr. Page as he was not an NEO in prior years.

## Potential Payments on Termination or Change in Control

All agreements for stock options and stock awards granted to associates from our equity incentive plans include provisions that may result in vesting acceleration of outstanding equity awards in connection with a change in control of Price Group or upon the grantee's death or termination of employment due to total disability. See the "Post-employment Payments" section of the CD&A for more details on these vesting acceleration provisions. Assuming that an event caused the acceleration of vesting of all outstanding restricted stock units on December 31, 2025, the amount that would be realized upon the vesting of restricted stock units held by our NEOs together with the exercise of outstanding vested stock options are shown in the table below.

In addition, all agreements for stock options and stock awards granted to associates on or after December 7, 2021, include a provision that allows for continued vesting following the grantee's date of termination for a period of 60 months based on the participant reaching a combined age and service of 65, with a minimum age of 55 and minimum service of five years. As of December 31, 2025, no NEO meets the post-separation criteria.

Under the terms of Mr. August's employment agreement, he is entitled to severance benefits that are indicated in the table below under the Termination column.

The amounts in the table below, with the exception of the Termination column, are calculated using the closing price of our common stock on December 31, 2025, for outstanding restricted stock units and the difference between the closing price of our common stock on December 31, 2025, and the exercise price for outstanding stock options.

NAME	CHANGE IN	TERMINATION
	CONTROL OR DEATH/DISABILITY	
<b>Robert W. Sharps</b>	\$ 21,321,149	\$ —
<b>Jennifer B. Dardis</b>	\$ 4,289,721	\$ —
<b>Glenn R. August*</b>	\$ —	\$ 350,000
<b>Sébastien Page</b>	\$ 6,229,415	\$ —
<b>Eric L. Veiel</b>	\$ 9,924,922	\$ —

\* Pursuant to the Value Creation Agreement entered into in connection with the acquisition of OHA, in the event of a change of control, should Mr. August's employment be terminated, the Company would be required to pay \$75 million to the participants thereunder. The amount that Mr. August would receive is not determinable at this time pursuant to the terms of the agreement. A copy of the Value Creation Agreement was filed with the SEC on February 24, 2022, as Exhibit 10.26 to our Annual Report on Form 10-K.

## Chief Executive Officer Pay Ratio

Our CEO pay ratio is calculated in accordance with Item 402(u) of Regulation S-K. We identified the median employee in 2024 by examining the 2024 salary and annual cash bonus paid to all associates, excluding our CEO and president, who were employed on December 31, 2024. All active associates working on a full-time, part-time, or interim basis were included in the sample. To facilitate comparison of all associates in U.S. dollars, compensation paid in foreign currencies was converted to U.S. dollars. We applied a local currency to U.S. dollar exchange rate on the monthly pay date. Each converted monthly salary was combined to determine the cumulative 2024 salary. With respect to annual cash bonuses paid to our non-U.S. associates, we applied a local currency to U.S. dollar exchange rate as of December 31, 2024. We did not make any adjustments or estimates with respect to salary, nor did we annualize the compensation for associates who began employment after the start of the fiscal year. For 2025, the median associate from 2024 was still an employee of the Company and such employee remained the median employee for purposes of the CEO Pay Ratio.

The total compensation for the median employee was calculated for this individual using the same methodology we use for our NEOs as set forth in the 2025 Summary Compensation Table.

For 2025, Mr. Sharps had an annual total compensation of \$17,245,792 as reflected in the Summary Compensation Table. Our median associate's 2025 annual total compensation was \$170,274. Thus, Mr. Sharps' 2025 annual total compensation was 101 times that of our median associate.

## Pay Versus Performance

The following table summarizes the compensation actually paid to our principal executive officer (PEO) and average compensation paid to our other NEOs for the past five years. These are presented with respect to each year's NEOs as reported in the 2026, 2025, 2024, 2023, and 2022 proxy statements. Fair value amounts below are computed in a manner consistent with the fair value methodology used to account for share-based payments in our financial statements under generally accepted accounting principles. For any awards that are subject to performance conditions, the change in fair value is calculated based upon the probable outcome of such conditions as of the last day of the applicable year. The change in fair value in the tables below compare the fair value at the end of the applicable year with the prior year-end fair value. Total shareholder return has been calculated in a manner consistent with Item 402(v) of Regulation S-K.

YEAR	SUMMARY COMPENSATION TABLE TOTAL FOR PEO	COMPENSATION ACTUALLY PAID TO PEO	AVERAGE SUMMARY COMPENSATION TABLE TOTAL FOR NON-PEO NEOs	AVERAGE COMPENSATION ACTUALLY PAID TO NON-PEO NEOs	VALUE OF INITIAL FIXED \$100 INVESTMENT BASED ON:		NET INCOME (in millions) <sup>1</sup>	NET REVENUE <sup>2</sup> (in millions)
					TOTAL SHAREHOLDER RETURN	PEER GROUP SHAREHOLDER RETURN <sup>1</sup>		
2025 <sup>a</sup>	\$ 17,245,792	\$ 16,007,907	\$ 7,384,721	\$ 7,079,335	\$ 84.14	\$ 206.36	\$ 2,208.3	\$ 7,314.8
2024 <sup>b</sup>	\$ 19,389,829	\$ 20,496,053	\$ 7,585,337	\$ 7,916,063	\$ 88.26	\$ 206.37	\$ 2,135.8	\$ 7,093.6
2023 <sup>c</sup>	\$ 12,841,931	\$ 13,510,536	\$ 8,077,675	\$ 8,191,931	\$ 80.46	\$ 146.73	\$ 1,835.7	\$ 6,460.5
2022 <sup>d</sup>	\$ 13,838,613	\$ 2,999,756	\$ 8,430,654	\$ 5,616,935	\$ 77.93	\$ 108.52	\$ 1,449.6	\$ 6,488.4
2021 <sup>e</sup>	\$ 17,127,330	\$ 23,404,280	\$ 9,119,220	\$ 10,768,644	\$ 134.88	\$ 147.41	\$ 3,098.5	\$ 7,671.9

<sup>1</sup> Net income attributable to T. Rowe Price Group, Inc., was \$2,087.1 million for 2025, \$2,100.1 million for 2024, \$1,788.7 million for 2023, \$1,557.9 million for 2022, and \$3,082.9 million for 2021.

<sup>a</sup> The adjustments to the Summary Compensation Table totals to arrive to compensation actually paid in 2025 are outlined below. No awards were modified in 2025. These valuations assume a year-end share price of \$102.38 and an average vest share price of \$105.37. During this period, Mr. Sharps served as the PEO and Ms. Dardis and Messrs. August, Page, and Veiel served as the non-PEO NEOs.

As of 12/31/2025		PEO COMPENSATION	AVERAGE COMPENSATION FOR NON-PEO NEOs
<b>Summary Compensation Table—2026 Proxy</b>		<b>\$ 17,245,792</b>	<b>\$ 7,384,721</b>
Subtract Grant Date Fair Value of Stock Awards Granted in 2025		\$ (8,401,689)	\$ (1,800,084)
Add Year-End Fair Value of Stock Awards Granted and Unvested in 2025		\$ 8,188,148	\$ 1,754,332
Add Change in Fair Value of Prior-Year Grants Unvested and Outstanding		\$ (1,373,847)	\$ (351,143)
Add Change in Fair Value of Stock Awards (made in prior years) Vested as of Vesting Date in 2025		\$ (355,738)	\$ (95,884)
Add Dividend Equivalents Paid in 2025		\$ 705,241	\$ 187,393
<b>Compensation Actually Paid in 2025</b>		<b>\$ 16,007,907</b>	<b>\$ 7,079,335</b>

<sup>b</sup> The adjustments to the Summary Compensation Table totals to arrive to compensation actually paid in 2024 are outlined below. No awards were modified in 2024. These valuations assume a year-end share price of \$113.09 and an average vest share price of \$123.59. During this period, Mr. Sharps served as the PEO and Ms. Dardis and Messrs. August, Nelson, and Veiel served as the non-PEO NEOs.

As of 12/31/2024		PEO COMPENSATION	AVERAGE COMPENSATION FOR NON-PEO NEOs
<b>Summary Compensation Table—2025 Proxy</b>		<b>\$ 19,389,829</b>	<b>\$ 7,585,337</b>
Subtract Grant Date Fair Value of LTI Awards Granted in 2024		\$ (9,420,078)	\$ (1,925,135)
Add Year-End Fair Value of LTI Awards Granted and Unvested in 2024		\$ 8,661,111	\$ 1,770,028
Add Change in Fair Value of Prior-Year Grants Unvested and Outstanding		\$ 527,963	\$ 147,101
Add Change in Fair Value of LTI Awards Vested as of Vesting Date in 2024		\$ 648,195	\$ 168,997
Subtract Prior-Year LTI Awards Forfeited in 2024		\$ 689,033	\$ 169,735
<b>Compensation Actually Paid in 2024</b>		<b>\$ 20,496,053</b>	<b>\$ 7,916,063</b>

- <sup>c</sup> The adjustments to the Summary Compensation Table totals to arrive to compensation actually paid in 2023 are outlined below. No awards were modified in 2023. These valuations assume a year-end share price of \$107.69 and average vest share price of \$101.79. During this period, Mr. Sharps served as the PEO and Ms. Dardis, Messrs. August, Thomson, and Veiel served as the non-PEO NEOs.

As of 12/31/2023	PEO COMPENSATION	AVERAGE COMPENSATION FOR NON-PEO NEOs
<b>Summary Compensation Table—2024 Proxy</b>	<b>\$ 12,841,931</b>	<b>\$ 8,077,675</b>
Subtract Grant Date Fair Value of LTI Awards Granted in 2023	\$ (5,100,097)	\$ (1,468,859)
Add Year-End Fair Value of LTI Awards Granted and Unvested in 2023	\$ 5,462,252	\$ 1,573,162
Add Change in Fair Value of Prior-Year Grants Unvested and Outstanding	\$ (132,516)	\$ (35,248)
Add Change in Fair Value of LTI Awards Vested as of Vesting Date in 2023	\$ (230,044)	\$ (97,994)
Add Dividend Equivalents Paid in 2023	\$ 669,010	\$ 143,195
<b>Compensation Actually Paid in 2023</b>	<b>\$ 13,510,536</b>	<b>\$ 8,191,931</b>

- <sup>d</sup> The adjustments to the Summary Compensation Table totals to arrive to compensation actually paid in 2022 are outlined below. No awards were modified in 2022. These valuations assume a year-end share price of \$109.06 and an average vest share price of \$126.58. During this period, Mr. Sharps served as the PEO and Ms. Dardis, Messrs. August, Thomson, and Veiel served as the non-PEO NEO.

As of 12/31/2022	PEO COMPENSATION	AVERAGE COMPENSATION FOR NON-PEO NEOs
<b>Summary Compensation Table—2023 Proxy</b>	<b>\$ 13,838,613</b>	<b>\$ 8,430,654</b>
Subtract Grant Date Fair Value of LTI Awards Granted in 2022	\$ (5,400,156)	\$ (1,604,741)
Add Year-End Fair Value of LTI Awards Granted and Unvested in 2022	\$ 4,854,042	\$ 1,442,455
Add Change in Fair Value of Prior-Year Grants Unvested and Outstanding	\$ (8,444,026)	\$ (1,999,648)
Add Change in Fair Value of LTI Awards Vested as of Vesting Date in 2022	\$ (2,138,845)	\$ (749,289)
Add Dividend Equivalents Paid in 2022	\$ 290,128	\$ 97,504
<b>Compensation Actually Paid in 2022</b>	<b>\$ 2,999,756</b>	<b>\$ 5,616,935</b>

- <sup>e</sup> The adjustments to the Summary Compensation Table totals to arrive to compensation actually paid in 2021 are outlined below. No awards were modified in 2021. These valuations assume a year-end share price of \$196.64 and an average vest share price of \$190.44. During this period, Mr. Stromberg served as the PEO and Ms. Dardis; former CFO Ms. Dufétel; and Messrs. Sharps, Thomson, and Veiel served as the non-PEO NEOs.

As of 12/31/2021	PEO COMPENSATION	AVERAGE COMPENSATION FOR NON-PEO NEOs
<b>Summary Compensation Table—2022 Proxy</b>	<b>\$ 17,127,330</b>	<b>\$ 9,119,220</b>
Subtract Grant Date Fair Value of LTI Awards Granted in 2021	\$ (6,600,390)	\$ (3,020,250)
Add Year-End Fair Value of LTI Awards Granted and Unvested in 2021	\$ 6,355,405	\$ 2,908,148
Add Change in Fair Value of Prior-Year Grants Unvested and Outstanding	\$ 4,807,722	\$ 1,693,273
Add Change in Fair Value of LTI Awards Vested as of Vesting Date in 2021	\$ 1,110,196	\$ 958,513
Subtract Prior-Year LTI Awards Forfeited in 2021	\$ —	\$ (1,223,322)
Add Dividend Equivalents Paid in 2021	\$ 604,017	\$ 333,062
<b>Compensation Actually Paid in 2021</b>	<b>\$ 23,404,280</b>	<b>\$ 10,768,644</b>

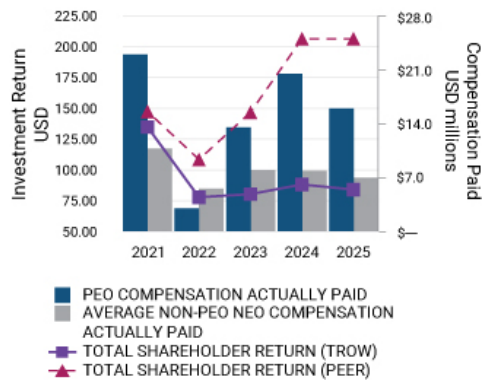
- <sup>f</sup> Our peer group total stockholder return is calculated with respect to the NASDAQ Asset Manager Index, which is the same peer group as reported pursuant to Item 201(e) of Regulation S-K.

- <sup>g</sup> In no particular order, the following table outlines what we believe to be our NEOs' key performance measures. These measures are highlighted on pages 51 and 52. We believe net revenue to be the most significant measure in determining the compensation of our NEOs.

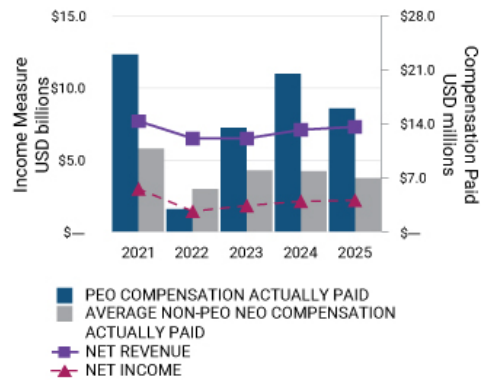
KEY PERFORMANCE MEASURES	
Assets Under Management	Investment Performance
Net Income	Net Operating Income
Net Revenue	Non-GAAP Diluted Earnings per Share
Operating Margin	

The charts below illustrate the correlation between NEO compensation and (i) total stockholder return, (ii) net revenue, and (iii) net income attributable to T. Rowe Price Group, Inc., for 2021 through 2025. The charts below also provide a comparison between the Price Group total shareholder return against the total shareholder return of our peer group.

**Compensation Actually Paid Versus Total Shareholder Return**



**Compensation Actually Paid Versus Income Measures**



## Proposal 2

# Advisory Vote on the Compensation Paid to Our Named Executive Officers

### Introduction

In accordance with the requirements of Section 14A of the Exchange Act and the related rules of the SEC, our stockholders have the opportunity to cast an annual advisory vote to approve the compensation of our NEOs as disclosed pursuant to the SEC's compensation disclosure rules, which disclosure includes the CD&A, the compensation tables, and the narrative disclosures that accompany the compensation tables (a "Say-on-Pay" vote).

Our NEO compensation is straightforward, goal oriented, long-term focused, transparent, and aligned with the interests of our stockholders. Our incentive compensation programs are designed to motivate and reward performance, with a focus on rewarding the intermediate- and long-term achievements of our NEOs, as measured by a number of factors, including (i) the financial performance and financial stability of Price Group, (ii) the relative investment performance of our mutual funds and other investment portfolios, and (iii) the performance of our NEOs against the corporate and individual goals established at the beginning of the year. Our executive compensation programs are also designed to reward our NEOs for other important contributions to our success, including corporate integrity, service quality, customer loyalty, risk management, corporate reputation, and the quality of our team of professionals and collaboration within that team. Our equity awards create a strong alignment of the financial interests of our NEOs directly to the long-term performance of our Company, as measured by our stock price.

NEO compensation in 2025 was aligned with our financial and operational performance for 2025. The structure of the compensation for our CEO and president and other NEOs reflects our performance-based compensation philosophy, which ties a significant portion of their pay to the success of the Company and to their individual performance goals.

We urge you to read the CD&A section of this proxy statement for additional details on our executive compensation policies and practices, including our compensation philosophy, 2025 objectives, and the 2025 compensation decisions for our NEOs. We believe that, viewed as a whole, our compensation practices and policies are appropriate and fair to both the Company and its executives and to our stockholders.

We value the feedback provided by our stockholders. At the 2025 Annual Meeting, approximately 89% of votes cast supported our executive compensation program. We have discussions with certain of our stockholders regarding various corporate governance topics, including executive compensation, and take into account the views of stockholders regarding the design and effectiveness of our executive compensation program.

### Proposal

We are asking you to vote on the adoption of the following resolution:

**BE IT RESOLVED by the stockholders of Price Group, that the stockholders approve the compensation of the Company's NEOs as disclosed pursuant to Item 402 of Regulation S-K in the Company's proxy statement for the Annual Meeting.**

As an advisory vote, this proposal is nonbinding. Although the vote is nonbinding, the Board and the Compensation Committee value the opinions of our stockholders and will consider the outcome of the vote when designing and administering our compensation programs and when making future compensation decisions for our NEOs.



**FOR**

#### Recommendation of the Board

We recommend that you vote FOR Proposal 2, the approval of the compensation of our NEOs as disclosed in the proxy statement pursuant to the SEC's compensation disclosure rules.

**Vote Required**

# Audit Matters

## Disclosure of Fees Charged by Our Independent Registered Public Accounting Firm

The following table summarizes the aggregate fees charged by KPMG LLP and KPMG entities for professional services rendered to Price Group and its subsidiaries and to sponsored OHA funds during 2025 and 2024. All services were approved by the Audit Committee pursuant to the preapproval procedures described below.

(in millions)

	2025		
	T. ROWE PRICE GROUP, INC., AND SUBSIDIARIES	OHA FUNDS <sup>5</sup>	TOTAL
Audit Fees	\$5.3 <sup>1</sup>	\$ 8.6	\$13.9
Audit-Related Fees	0.7 <sup>2</sup>	0.9	1.6
Tax Fees	3.3 <sup>3</sup>	12.8	16.1
All Other Fees	0.1 <sup>4</sup>	—	0.1
	\$9.4	\$22.3	\$31.7

	2024		
	T. ROWE PRICE GROUP, INC., AND SUBSIDIARIES	OHA FUNDS <sup>5</sup>	TOTAL
Audit Fees	\$5.8 <sup>1</sup>	\$ 7.1	\$12.9
Audit-Related Fees	0.5 <sup>2</sup>	0.9	1.4
Tax Fees	2.8 <sup>3</sup>	12.1	14.9
All Other Fees	0.1 <sup>4</sup>	—	0.1
	\$9.2	\$20.1	\$29.3

<sup>1</sup> Aggregate fees charged for annual audits, quarterly reviews, and the reports of the independent registered public accounting firm on internal control over financial reporting as of December 31, 2025, and 2024.

<sup>2</sup> Aggregate fees charged for assurance and related services that are reasonably related to the performance of the audit and are not reported as Audit Fees. In 2025 and 2024, these services included audits of several affiliated entities, including a corporate retirement plan, T. Rowe Price Foundation, Inc., regulatory attestation engagements, and fees for consultations concerning financial accounting and reporting matters.

<sup>3</sup> Aggregate fees charged for tax compliance, planning, and consulting. For 2025, the \$3,285,000 includes (1) \$3,025,000 of tax compliance and preparation, and (2) \$260,000 of tax planning and consulting. For 2024, the \$2,803,000 includes (1) \$2,403,000 of tax compliance and preparation, and (2) \$400,000 of tax planning and consulting.

<sup>4</sup> Both 2025 and 2024 include fees for KPMG's performance of attestation engagements related to our compliance with the Global Investment Performance Standards (GIPS) and fees related to executive education.

<sup>5</sup> Aggregated fees charged to certain OHA Funds for audit, audit-related, and tax services (primarily tax compliance and related services). Audit-related and tax fees also include financial due diligence services provided in connection with potential portfolio company acquisitions considered by OHA entities in their capacity as the fund's general partner. Audit fees for 2025 include \$307,000 in additional audit services performed in 2025 for 2024 year-end audits. The 2024 audit fees included \$200,000 related to 2023 additional fund audit work.

## Audit Committee Preapproval Policies

The Audit Committee has adopted policies and procedures that set forth the manner in which the committee will review and approve all audit and non-audit services to be provided by the independent registered public accounting firm before that firm is retained for such services. The preapproval policies and procedures are as follows:

- Any audit or non-audit service to be provided to Price Group by the independent registered public accounting firm must be submitted to the Audit Committee for review and approval. A description of the services to be performed, along with fees to be charged and affirmation that the services are not prohibited under Section 201 of the Sarbanes-Oxley Act of 2002, are presented at a regularly scheduled meeting.
- The Audit Committee, in its sole discretion, then approves or disapproves the proposed services and records such preapproval actions in the minutes of the meetings.
- Any audit or non-audit service to be provided to Price Group that is proposed between meetings of the Audit Committee will be submitted to the Audit Committee chair on a properly completed "Independent Registered Public Accounting Firm Audit and Non-audit Services Request Form." The form includes a description of the services to be performed, fees to be charged, and affirmation that the services are not prohibited under Section 201 of the Sarbanes-Oxley Act of 2002. The form must be approved by Price Group's CEO and president, CFO, or the principal accounting officer prior to the submission to the Audit Committee chair for review and preapproval. The preapproval will be included as an agenda item at the next scheduled Audit Committee meeting for ratification.

## Report of the Audit Committee

The Audit Committee oversees Price Group's financial reporting process on behalf of the Board. We held seven meetings during 2025. Management has the primary responsibility for the financial statements and the reporting process, including internal controls over financial reporting. The independent registered public accounting firm is responsible for expressing an opinion as to whether Price Group's financial statements present fairly, in all material respects, the financial position and results of the Company in conformity with U.S. generally accepted accounting principles. We appointed KPMG as Price Group's independent registered public accounting firm for 2025 after reviewing the firm's performance and independence from management, and that appointment was ratified by our stockholders at the 2025 Annual Meeting. We reappointed KPMG as Price Group's independent registered public accounting firm for fiscal year 2026 at our February 2026 meeting, after conducting the same set of reviews.

In fulfilling our oversight responsibilities, we reviewed and discussed with management the audited financial statements prior to their issuance and publication in the 2025 Annual Report on Form 10-K and in the 2025 Annual Report to Stockholders. We reviewed with KPMG its judgments as to the quality, not just the acceptability, of Price Group's accounting principles and discussed with its representatives other matters required to be discussed under generally accepted auditing standards, including matters required to be discussed by Public Company Accounting Oversight Board (PCAOB) Auditing Standard No. 1301-Communications with Audit Committees. We also discussed with KPMG its independence from management and Price Group and received its written disclosures pursuant to applicable requirements of the PCAOB regarding the independent accountant's communication with the Audit Committee concerning independence. We further considered whether the non-audit services described elsewhere in this proxy statement provided by KPMG are compatible with maintaining its independence.

We also discussed with management their evaluation of the effectiveness of Price Group's internal controls over financial reporting as of December 31, 2025. We discussed with KPMG its evaluation of the effectiveness of Price Group's internal controls over financial reporting.

We further discussed with Price Group's internal auditors and KPMG the overall scope and plans for their respective audits. We met with the internal auditors and KPMG, with and without management present, to discuss the results of their examinations and their evaluations of Price Group's internal controls.

Finally, as part of our responsibilities for oversight of Price Group's risk management process, we reviewed and discussed with the chief risk officer the Company's framework with respect to the risk assessment, including discussions of individual risk areas, as well as an annual summary of the overall process.

In reliance upon the reviews and discussions referred to above, we recommended to the Board, and the Board approved, the inclusion of the audited financial statements in the Annual Report on Form 10-K for the year ended December 31, 2025, for filing with the SEC.

Mark S. Bartlett, Chair  
William P. Donnelly  
Dina Dublon  
Allan C. Golston  
Robert F. MacLellan  
Cynthia F. Smith  
Sandra S. Wijnberg

**Proposal 3**


## **Ratification of the Appointment of KPMG LLP as Our Independent Registered Public Accounting Firm for 2026**

The Audit Committee is directly responsible for the appointment, compensation, retention, and oversight of the independent registered public accounting firm retained to audit Price Group's consolidated financial statements. To execute this responsibility, the Audit Committee engages in an evaluation of the independent auditor's qualifications, performance, and independence and periodically considers whether the independent registered public accounting firm should be rotated and the advisability and potential impact of selecting a different independent registered public accounting firm.

The Audit Committee has reappointed KPMG LLP to serve as our independent registered public accounting firm for 2026. KPMG was first appointed to serve as our independent registered public accounting firm on September 6, 2001. In accordance with SEC rules and KPMG's policies, lead and reviewing audit partners are subject to rotation requirements that limit the number of consecutive years they may provide service in that capacity to five years. The process for selection of the lead audit partner pursuant to this rotation policy has included a discussion between the chair of the Audit Committee and the candidate for the role, as well as discussion of the selection by the full Audit Committee with management.

The Audit Committee and the Board believe that the continued retention of KPMG as our independent registered public accounting firm is in the best interests of Price Group and our stockholders, and we are asking our stockholders to ratify the selection of KPMG as our independent registered public accounting firm for 2026.

Representatives of KPMG are expected to be present at the Annual Meeting and will have the opportunity to make a statement and respond to appropriate questions from stockholders.

 <b>FOR</b>	<b>Recommendation of the Board</b>	<b>Vote Required</b>
	<b>We recommend that you vote FOR Proposal 3, the ratification of the appointment of KPMG LLP as our independent registered public accounting firm for 2026.</b>	

In the event Proposal 3 does not obtain the requisite number of affirmative votes, the Audit Committee will reconsider the appointment of KPMG. Abstentions are not considered votes cast and will have no effect on the outcome of the vote.

# Stock Ownership and Related Transactions

## Equity Compensation Plan Information

The following table sets forth information regarding outstanding stock options and RSUs and shares reserved for future issuance under our equity compensation plans as of December 31, 2025. None of the plans have outstanding warrants or rights other than stock options and RSUs. All plans have been approved by our stockholders.

PLAN CATEGORY	NUMBER OF SECURITIES TO BE ISSUED UPON EXERCISE OF OUTSTANDING OPTION AND SETTLEMENT OF RESTRICTED STOCK UNITS (A)	WEIGHTED-AVERAGE EXERCISE PRICE OF OUTSTANDING OPTIONS	NUMBER OF SECURITIES REMAINING AVAILABLE FOR FUTURE ISSUANCE UNDER EQUITY COMPENSATION PLANS (EXCLUDING SECURITIES REFLECTED IN COLUMN (A))
Equity compensation plans approved by stockholders	6,053,224 <sup>1</sup>	\$68.49 <sup>1</sup>	10,394,182 <sup>2</sup>
Equity compensation plans not approved by stockholders	—	—	—
Total	6,053,224	\$68.49	10,394,182

<sup>1</sup> Includes 6,035,557 shares that may be issued upon settlement of outstanding RSUs. The weighted-average exercise price pertains only to the 17,668 outstanding stock options.

<sup>2</sup> Includes 170,345 shares that may be issued under our 2017 Director Plan and 7,777,298 shares that may be issued under our 2020 Plan and 2,446,539 shares that may be issued under our ESPP. No shares have been issued under the ESPP since its inception; all plan shares have been purchased in the open market. The number of shares available for future issuance under the 2020 Plan will increase under the terms of the plan as a result of all common stock repurchases that we make from proceeds generated by stock option exercises. The 2020 Plan allows for the grant of stock options, stock appreciation rights, and full-value awards.

## Security Ownership of Certain Beneficial Owners and Management

### Stock Ownership of 5% Beneficial Owners

To our knowledge, these are the following beneficial owners of more than 5% of our outstanding common stock as of February 20, 2026.

NAME AND ADDRESS	AMOUNT AND NATURE OF BENEFICIAL OWNERSHIP	PERCENT OF CLASS
BlackRock, Inc. 50 Hudson Yards New York, NY 10001	19,505,090 shares <sup>1</sup>	8.96%
State Street Corporation State Street Financial Center 1 Congress Street, Suite 1 Boston, MA 02114	15,188,277 shares <sup>2</sup>	6.98%
The Vanguard Group 100 Vanguard Boulevard Malvern, PA 19355	26,117,725 shares <sup>3</sup>	12.00%

<sup>1</sup> Based solely on information contained in a Schedule 13G/A filed with the SEC on January 25, 2024, by BlackRock, Inc. Of the 19,505,090 shares beneficially owned, BlackRock, Inc., has sole power to vote or direct the vote of 17,839,642 shares and sole power to dispose or to direct the disposition of 19,505,090 shares.

<sup>2</sup> Based solely on information contained in a Schedule 13G filed with the SEC on January 29, 2024, by State Street Corporation. Of the 15,188,277 shares beneficially owned, State Street Corporation has sole power to vote or direct the vote of no shares, sole power to dispose or to direct the disposition of no shares, shared power to vote or direct the vote of 10,941,696 shares, and shared power to dispose or direct the disposition of 15,172,754 shares.

<sup>3</sup> Based solely on information contained in a Schedule 13G/A filed with the SEC on February 13, 2024, by The Vanguard Group. Of the 26,117,725 shares beneficially owned, The Vanguard Group has sole power to vote or direct the vote of no shares, sole power to dispose or to direct the disposition of 25,140,085 shares, shared power to vote or direct the vote of 280,111 shares, and shared power to dispose or to direct the disposition of 977,640 shares.

## Stock Ownership of Directors and Management

The following table sets forth information regarding the beneficial ownership of the Company's common stock as of the record date, February 20, 2026, by (i) each director and each nominee for director, (ii) each person named in the Summary Compensation Table, and (iii) all directors and executive officers as a group. Share amounts and percentages shown for each individual or group in the table assume the exercise of all stock options exercisable by such individual or group within 60 days of the record date and the settlement of RSUs that are vested or will vest within 60 days of the record date. Except as otherwise noted, all shares are owned individually with sole voting and dispositive power.

NAME OF BENEFICIAL OWNER	AMOUNT OF BENEFICIAL OWNERSHIP	PERCENT OF CLASS <sup>1</sup>
<b>Glenn R. August</b>	2,371,616 <sup>2</sup>	1.1%
<b>Mark S. Bartlett</b>	33,364 <sup>3</sup>	-
<b>Jennifer B. Dardis</b>	25,080 <sup>4</sup>	-
<b>William P. Donnelly</b>	8,176 <sup>5</sup>	-
<b>Dina Dublon</b>	15,278 <sup>6</sup>	-
<b>Allan C. Golston</b>	—	-
<b>Robert F. MacLellan</b>	57,176 <sup>7</sup>	-
<b>Sébastien Page</b>	44,029 <sup>8</sup>	-
<b>Eileen P. Rominger</b>	8,968 <sup>9</sup>	-
<b>Robert W. Sharps</b>	473,649 <sup>10</sup>	-
<b>Cynthia F. Smith</b>	4,429 <sup>11</sup>	-
<b>Robert J. Stevens</b>	19,969 <sup>12</sup>	-
<b>Eric L. Veiel</b>	196,474 <sup>13</sup>	-
<b>Richard R. Verma</b>	—	-
<b>Sandra S. Wijnberg</b>	29,789 <sup>14</sup>	-
<b>Alan D. Wilson</b>	35,969 <sup>15</sup>	-
<b>Directors and All Executive Officers as a Group (22 persons)</b>	<b>3,568,740<sup>16</sup></b>	<b>1.6%</b>

<sup>1</sup> Beneficial ownership of less than 1% is represented by an asterisk (\*).

<sup>2</sup> Includes 886,190 shares held in family trusts for which Mr. August disclaims beneficial ownership. Includes up to \$50 million, or approximately 524,219 shares of common stock as of the record date, pledged as security by Mr. August in connection with agreements among OHA partners in connection with the 2021 acquisition of OHA.

<sup>3</sup> Includes 2,157 unvested restricted stock awards.

<sup>4</sup> Includes only shares that are either directly held or through the Company's stock purchase plan.

<sup>5</sup> Includes 8,176 vested RSUs that will be settled in shares of the Company's common stock upon Mr. Donnelly's separation from the Board.

<sup>6</sup> Includes (i) 1,890 shares held in a family trust, (ii) 2,157 unvested restricted stock awards, and (iii) 9,437 vested RSUs that will be settled in shares of the Company's common stock upon Ms. Dublon's separation from the Board.

<sup>7</sup> Includes (i) 8,834 shares that may be acquired by Mr. MacLellan within 60 days upon the exercise of stock options, (ii) 2,157 unvested restricted stock awards, and (iii) 14,132 vested RSUs that will be settled in shares of the Company's common stock upon Mr. MacLellan's separation from the Board.

<sup>8</sup> Includes only shares that are either directly held or through the Company's stock purchase plan.

<sup>9</sup> Includes 2,157 unvested restricted stock awards.

<sup>10</sup> Includes only shares that are either directly held or through the Company's stock purchase plan.

<sup>11</sup> Includes 1,951 vested RSUs that will be settled in shares of the Company's common stock upon Ms. Smith's separation from the Board.

- <sup>12</sup> Includes 19,969 vested RSUs that will be settled in shares of the Company's common stock upon Mr. Stevens' separation from the Board.
- <sup>13</sup> Includes 53,500 held in a family trust for which Mr. Veiel disclaims beneficial ownership, and 46,000 shares held by a member of Mr. Veiel's family.
- <sup>14</sup> Includes 12,825 vested RSUs that will be settled in shares of the Company's common stock upon Ms. Wijnberg's separation from the Board and 2,157 unvested restricted stock awards.
- <sup>15</sup> Includes 35,969 vested RSUs that will be settled in shares of the Company's common stock upon Mr. Wilson's separation from the Board.
- <sup>16</sup> Includes (i) 8,834 shares that may be acquired by all directors and executive officers as a group within 60 days upon the exercise of stock options, (ii) 10,785 unvested restricted stock awards held by certain directors, (iii) 102,461 vested RSUs held by certain non-employee directors that are vested and will be settled in shares of the Company's common stock upon their separation from the Board, and (iv) 987,580 shares held by family members or in family trusts of certain directors and executive officers.

## Delinquent Section 16(a) Reports

We believe that all filing requirements to comply with Section 16(a) of the Securities Exchange Act were met during calendar year 2025.

## Certain Relationships and Related Transactions

On October 28, 2021, the Company entered into a transaction agreement (Purchase Agreement) with OHA (together with its affiliated entities) and the holders of equity interests in OHA, including Glenn R. August, a director and executive officer of the Company (Sellers). On December 29, 2021, the Company completed the purchase from the Sellers, for a purchase price of approximately \$3.3 billion in the aggregate, including the retirement of outstanding OHA debt, with approximately 74% payable in cash and 26% in shares of the Company's common stock. Upon the satisfaction of certain milestones by the OHA business, Mr. August and the other Sellers would be entitled to receive up to an aggregate of \$900 million as part of an earnout payment starting in early 2025 and ending in 2027 (Earnout Payment). The Earnout Payment, if any, will be payable to Sellers if the OHA business generates revenues in excess of certain preset targets during the period commencing January 1, 2022, through December 31, 2026.

On December 29, 2021, in connection with the Company's acquisition of OHA, the Company entered into an employment agreement with Mr. August, and also entered into a Value Creation Agreement with Mr. August and certain other senior partners of OHA (Value Creation Agreement). The Value Creation Agreement provides that, promptly following the fifth anniversary of the closing date of the acquisition (Value Creation Date), certain employees of the OHA business, including Mr. August, will receive incentive payments in the aggregate equal to 10% of the appreciation in value of the OHA business, subject to an annualized preferred return to the Company, between the closing date and the Value Creation Date, all as calculated in accordance with the Value Creation Agreement (Value Creation Payment). 75% of the Value Creation Payment will be paid in cash (subject to applicable withholding) and the remaining 25% will be paid in shares of Company common stock, based on the volume-weighted average price for the five consecutive trading days ending on the date immediately prior to the date the Value Creation Payment is made.

Following our acquisition of OHA, members of the Management Committee have been provided the opportunity to invest their own capital in OHA funds, without being subject to management fees, incentive fees/allocations, and standard minimum investments. As of December 31, 2025, certain executive officers have committed or invested the following gross amounts for their personal investment in OHA funds and other OHA-managed vehicles: \$7,200,000 for Mr. Sharps, \$1,000,000 for Mr. Nelson, \$912,500 for Mr. Oestreicher, \$262,500 for Mr. Page, \$3,250,000 for Mr. Veiel, \$512,500 for Ms. Dardis, \$1,200,000 for Ms. Sawyer, and \$500,000 for Ms. Swanenburg.

From time to time, our directors, executive officers and employees, members of their immediate families and companies, affiliates of companies, or investment vehicles managed by companies that are associated with our directors may have investments in various investment vehicles or accounts sponsored or managed by our subsidiaries or utilize our products or services in the ordinary course of business on substantially the same terms as those prevailing at the time for comparable products or services provided to unaffiliated third parties.

# Questions and Answers About the Proxy Materials and the Annual Meeting

## **Why did I receive a Notice of the Internet Availability of Proxy Materials in the mail?**

You received in the mail either a Notice of the Internet Availability of Proxy Materials or a printed proxy statement and 2025 Annual Report to Stockholders because you owned Price Group common stock at the close of business on February 20, 2026, which we refer to as the "Record Date," and that entitles you to vote at the Annual Meeting. This proxy statement, the proxy card, and our 2025 Annual Report to Stockholders containing our consolidated financial statements and other financial information for the year ended December 31, 2025, constitute the "Proxy Materials." The Board is soliciting your proxy to vote at the Annual Meeting or at any later meeting if the Annual Meeting is adjourned or postponed for any reason. Your proxy will authorize each of David Oestreicher and Jean-Marc Corredor as proxies to vote on your behalf at the Annual Meeting. By use of a proxy, you can vote whether or not you attend the Annual Meeting.

This proxy statement describes the matters to be acted upon at the Annual Meeting, provides information on those matters, and provides information about Price Group that we must disclose when we solicit your proxy.

Pursuant to rules adopted by the SEC, we have elected to provide access to our Proxy Materials over the internet. We believe that internet delivery of our Proxy Materials allows us to provide our stockholders with the information they need, while lowering the costs of delivery and reducing the environmental impact of our Annual Meeting. Accordingly, we are sending a Notice of Internet Availability of Proxy Materials, which we refer to as the "Notice," to many of our stockholders (including beneficial owners) as of the Record Date. Our stockholders who receive the Notice will have the ability to access the Proxy Materials on a website referred to in the Notice or request to receive a printed set of the Proxy Materials. The Notice contains instructions on how to access the Proxy Materials over the internet or to request a printed copy. In addition, stockholders may request to receive Proxy Materials in printed form by mail or electronically by email on an ongoing basis by calling Broadridge Financial Solutions, Inc. (Broadridge), at 1-800-579-1639. Please note that you may not vote using the Notice. The Notice identifies the items to be voted on at the Annual Meeting and describes how to vote, but you cannot vote by marking the Notice and returning it.

## **Can I view the Proxy Materials on the internet?**




Yes. As described in more detail in response to the prior question, most stockholders will receive the proxy statement online. If you received a paper copy, you can also view these documents on the internet by accessing our website and finding the materials under the Investor Relations tab. The SEC also maintains a website at [sec.gov](http://sec.gov) that contains reports, proxy statements, and other information regarding Price Group.

## **Who is entitled to vote at the Annual Meeting?**

Holders of our common stock at the close of business on the Record Date are entitled to vote their shares at the Annual Meeting. As of the Record Date, there were 217,605,891 shares outstanding. Each share outstanding on the Record Date is entitled to one vote on each proposal presented at the Annual Meeting.

## What am I voting on, and what are the Board voting recommendations?

Our stockholders will be voting on the following proposals:

VOTING ITEM	BOARD VOTING RECOMMENDATION
<b>1 Election of directors</b>	 <b>FOR</b> All Director Nominees
<b>2 Advisory vote on the compensation paid to our named executive officers</b>	 <b>FOR</b>
<b>3 Ratification of the appointment of KPMG LLP as our independent registered public accounting firm for 2026</b>	 <b>FOR</b>

## Can other matters be decided at the Annual Meeting?

At the time this proxy statement was completed we were not aware of any other matters to be presented at the Annual Meeting. If other matters are properly presented for consideration at the Annual Meeting, the proxy holders appointed by our Board (i.e., David Oestreicher and Jean-Marc Corredor) will have the discretion to vote on those matters in accordance with their best judgment on behalf of stockholders who provide a valid proxy by internet, by telephone, or by mail.

## What is the procedure for voting?

Whether you hold shares directly as the stockholder of record or beneficially in street name, you may vote before the Annual Meeting by granting a proxy to each of David Oestreicher and Jean-Marc Corredor or, for shares you beneficially own, by submitting voting instructions to your broker, bank, or other nominee. Stockholders have a choice of voting by using the internet, by calling a toll-free telephone number within the United States or Puerto Rico, or by completing a proxy or voting instruction card and mailing it in the postage-paid envelope provided. Please refer to the summary instructions below and carefully follow the instructions included on your Notice; your proxy card; or, for shares you beneficially own, the voting instruction card provided by your broker, bank, or other nominee. The Notice identifies the items to be voted on at the Annual Meeting and provides instructions on how to vote, but you cannot vote by marking the Notice and returning it.

If you hold shares in multiple accounts, you may receive multiple Proxy Materials packages. If you hold shares in multiple accounts, please be sure to vote all of your Price Group shares in each of your accounts in accordance with the voting instructions you receive for each such account.



### By Internet or Telephone

- You can vote your shares via the internet at [proxyvote.com](https://proxyvote.com).
- You can vote your shares by telephone by calling, toll-free, 1-800-690-6903.

Internet and telephone voting facilities for registered stockholders will be available 24 hours a day until 11:59 p.m. ET on May 6, 2026, and 11:59 p.m. ET on May 4, 2026, for shares held in the T. Rowe Price Group, Inc. 1986 Employee Stock Purchase Plan. If you vote your shares via the internet or by telephone, you do not have to return your proxy card.

Please have your proxy card (or the Notice or the email message you receive with instructions on how to vote) in hand when you go online or use the phone. You will have an opportunity to confirm your voting selections before your vote is recorded.

The availability of internet and telephone voting for beneficial owners will depend on the voting processes of your broker, bank, or other nominee. You should follow the voting instructions in the materials that you received from your nominee.

## **By Mail**

If you would like to vote by mail, please request a paper proxy card in accordance with the instructions contained in the Notice and then complete, sign, and date the proxy card and return it in the postage-paid envelope provided or return it to Vote Processing, c/o Broadridge, 51 Mercedes Way, Edgewood, NY 11717. If voting instructions are provided, shares represented by the proxy card will be voted in accordance with the voting instructions.

For shares held in street name, please use the voting instruction card provided by your broker, bank, or other nominee and mark, sign, date, and mail it back to your broker, bank, or other nominee in accordance with their instructions.

## **Online During the Annual Meeting**

All registered stockholders can vote online during the Annual Meeting. The Annual Meeting will be held through a live webcast. Voting your proxy electronically via the internet, by telephone, or by mail does not limit your right to vote at the Annual Meeting. To be admitted to the Annual Meeting at [virtualshareholdermeeting.com/TROW2026](https://virtualshareholdermeeting.com/TROW2026), you must enter the 16-digit Control Number found next to the label "Control Number" on your Notice of Internet Availability, proxy card, or voting instruction form. If you are a beneficial stockholder, you may contact the bank, broker, or other institution where you hold your account if you have questions about obtaining your Control Number.

Whether or not you participate in the Annual Meeting, it is important that your shares be part of the voting process. You may log in to [proxyvote.com](https://proxyvote.com) and enter your Control Number.

## **What is the difference between holding shares as a registered stockholder and as a beneficial owner?**

If your shares are registered directly in your name with our transfer agent, you are considered the "registered stockholder" (also known as a "record holder") of those shares. We mail the Notice or Proxy Materials directly to you. Equiniti Trust Company serves as the transfer agent and registrar for Price Group.

If your shares are held in a stock brokerage account or by a bank or other holder of record, you are considered the beneficial owner of shares held in "street name," and these Proxy Materials or the Notice are being forwarded to you by your broker, bank, or other nominee who is considered the stockholder of record with respect to those shares. As the beneficial owner, you have the right to direct your broker, bank, or other nominee on how to vote your shares, and you also are invited to attend the Annual Meeting virtually. Your broker, bank, or other nominee also is obligated to provide you with a voting instruction card for you to use to direct them as to how to vote your shares.

## **What must I do to participate in the Annual Meeting?**

You are entitled to participate in the Annual Meeting if you were a stockholder as of the close of business on February 20, 2026, the Record Date, or hold a valid proxy for the meeting. To be admitted to the Annual Meeting at [virtualshareholdermeeting.com/TROW2026](https://virtualshareholdermeeting.com/TROW2026), you must enter the 16-digit Control Number found next to the label "Control Number" on your Notice of Internet Availability, proxy card, or voting instruction form or in the email sending you the Proxy Statement. If you are a beneficial stockholder, you may contact the bank, broker, or other institution where you hold your account if you have questions about obtaining your Control Number.

The question and answer session will include questions submitted in advance of, and questions submitted live during, the Annual Meeting. You may submit a question in advance of the meeting at [proxyvote.com](https://proxyvote.com) after logging in with your Control Number. Questions may be submitted during the Annual Meeting through [virtualshareholdermeeting.com/TROW2026](https://virtualshareholdermeeting.com/TROW2026).

We encourage you to access the Annual Meeting before it begins. Online check-in will start approximately 15 minutes before the meeting on May 7, 2026.

## Can I change my proxy vote?

Yes. If you are a registered stockholder, you can change your proxy vote or revoke your proxy no later than the day before the Annual Meeting by:

- Authorizing a new vote electronically through the internet or by telephone.
- Returning a signed proxy card with a later date.
- Delivering a written revocation of your proxy to the general counsel and corporate secretary at T. Rowe Price Group, Inc., 1307 Point Street, Mail Code HPW-275, Baltimore, MD 21231.

In addition, a registered stockholder may change their vote by voting online during the Annual Meeting through the virtual meeting website.

If you are a beneficial owner of shares, you can submit new voting instructions by contacting your broker, bank, or other nominee. You also can vote online during the Annual Meeting by following the procedures described in the answer to the question "What is the procedure for voting?" on page 85.

Your virtual attendance at the Annual Meeting does not revoke your proxy. Unless you vote during the Annual Meeting, your last valid proxy prior to the Annual Meeting will be used to cast your vote.

## What if I return my proxy card but do not provide voting instructions?

Proxies that are signed and returned but do not contain voting instructions will be voted:

- FOR the **election of all director nominees listed in Proposal 1.**
- FOR the **advisory vote on the compensation paid by the Company to its named executive officers** (Proposal 2).
- FOR the **ratification of the appointment of KPMG LLP as our independent registered public accounting firm for 2026** (Proposal 3).
- In the best judgment of the named proxy holders if any other matters are properly presented at the Annual Meeting.

## How many shares must be present to hold the Annual Meeting?

In order for us to lawfully conduct business at our Annual Meeting, the presence in person or by proxy of stockholders entitled to cast a majority of all the votes entitled to be cast at the Annual Meeting is required. This is referred to as a quorum. Your shares are counted as present at the Annual Meeting if you participate in the Annual Meeting virtually and either vote during or abstain from voting or if you properly return a proxy by internet, by telephone, or by mail in advance of the Annual Meeting and do not revoke the proxy.

## Will my shares be voted if I don't provide my proxy or instruction card?

### Registered Stockholders

If your shares are registered in your name, your shares will not be voted or counted toward a quorum unless you provide a proxy by internet, by telephone, or by mail or vote online during the Annual Meeting.

### Beneficial Owners

If you hold shares through an account with a broker, bank, or other nominee and you do not provide voting instructions, under the NASDAQ Global Select Market rules, your broker may vote your shares on routine matters only. The ratification of the appointment of KPMG (Proposal 3) is considered a routine matter, and your nominee can therefore vote your shares on that proposal even if you do not provide voting instructions. No other proposal is considered a routine matter, and your nominee cannot vote your shares on those proposals unless you provide voting instructions. Votes withheld by brokers, banks, and other nominees in the absence of voting instructions from a beneficial owner are referred to as "broker non-votes."

## Multiple Forms of Ownership

The Company cannot provide a single proxy or instruction card for stockholders who own shares as registered stockholders or beneficial owners in multiple accounts. As a result, if your shares are held in multiple types of accounts, you must submit your votes for each type of account in accordance with the instructions you receive for that account.

## What is the vote required for each proposal?

For Proposal 1, the votes that stockholders cast "FOR" a director nominee must exceed the votes that stockholders cast "AGAINST" a director nominee to approve the election of each director nominee. Please also see the discussion of our "Majority Voting" provisions within the Report of the Nominating and Corporate Governance Committee on page 21. For each of Proposals 2 and 3, the affirmative vote of a majority of the votes cast is required to approve the proposal. Proposal 2 is advisory and nonbinding, so the Board will review the voting results on these proposals and take the results into account when making future decisions regarding these matters. "Votes cast" exclude abstentions and broker non-votes.

## What is the effect of an abstention?

A stockholder who abstains on some or all matters is considered present for purposes of determining if a quorum is present at the Annual Meeting, but an abstention is not counted as a vote cast. An abstention has no effect on the vote on any proposal to be presented at the Annual Meeting.

## What is the effect of a broker non-vote?

If a broker casts a vote on Proposal 3 (ratification of the appointment of KPMG LLP as our independent registered public accounting firm), the vote will be included in determining whether a quorum exists for holding the Annual Meeting. The broker does not have authority to vote on the other proposals absent directions from the beneficial owner.

As a result, if the beneficial owner does not vote on Proposals 1 or 2, so that there is a broker non-vote on those items, the broker non-votes do not count as votes cast for those proposals. Thus, a broker non-vote on Proposals 1 or 2 will not impact the following:

- our ability to obtain a quorum (unless a broker also does not cast a vote on Proposal 3 as described in the preceding paragraph),
- the outcome with respect to the election of directors (Proposal 1),
- the outcome of the vote on a proposal that requires the affirmative vote of a majority of the votes cast on the proposal (Proposal 2).

## Who will count the votes?

Representatives of our proxy tabulator, Broadridge, will tabulate the votes and act as inspectors of election for the Annual Meeting.

## Where can I find the voting results of the Annual Meeting?

The preliminary voting results will be announced at the Annual Meeting. The final voting results will be tallied by the inspectors of election and disclosed by the Company in a Current Report on Form 8-K filed with the SEC within four business days following the Annual Meeting.

## Is my vote confidential?

Yes. The vote of each stockholder is held in confidence from Price Group's directors, officers, and employees. We do not know how any person or entity votes unless this information is voluntarily disclosed.

## **What is “householding,” and how does it affect me?**

Some banks, brokers, and other nominees engage in the practice of “householding” our Proxy Materials. This means that only one copy of our Proxy Materials may be sent to multiple stockholders in your household unless you request otherwise. If requested, we will promptly deliver a separate copy of Proxy Materials to you if you share an address subject to householding. Please contact our general counsel and corporate secretary at T. Rowe Price Group, Inc., 1307 Point Street, Mail Code HPW-275, Baltimore, MD 21231, or by telephone at 410-345-2000.

Please contact your bank, broker, or other nominee if you wish to receive individual copies of our Proxy Materials in the future. Please contact your bank, broker, or other nominee or our general counsel and corporate secretary at 1307 Point Street, Mail Code HPW-275, Baltimore, MD 21231 or by telephone at 410-345-2000 if members of your household are currently receiving individual copies and you would like to receive a single household copy for future meetings.

## **Can I choose to receive the proxy statement and the 2025 Annual Report to Stockholders on the internet instead of receiving them by mail?**

Yes. If you are a registered stockholder or beneficial owner, you can elect to receive all future Proxy Materials on the internet only and not receive notices or copies in the mail by visiting [proxyvote.com](http://proxyvote.com). You will need to have your proxy card (or the Notice or the email message you receive with instructions on how to vote) in hand when you access the website. Your request for electronic transmission will remain in effect for all future annual reports and proxy statements, unless withdrawn. Withdrawal procedures also are at this website.

If you hold Price Group shares in your own name and received more than one copy of our Proxy Materials at your address and wish to reduce the number of reports you receive and save the Company the cost of producing and mailing these reports, you should contact Price Group’s mailing agent, Broadridge, at 1-866-540-7095 to discontinue the mailing of reports on the accounts you select.

The mailing of dividend checks, dividend reinvestment statements, and special notices will not be affected by your election to discontinue duplicate mailings of proxy statements and annual reports. Registered stockholders may resume the mailing of our Proxy Materials to an account by calling Broadridge at 1-866-540-7095. If you own shares through a broker, bank, or other nominee and received more than one set of our Proxy Materials, please contact the holder of record to eliminate duplicate mailings.

## **Who pays the cost of this proxy solicitation?**

Price Group will pay for the costs of preparing materials for the Annual Meeting and soliciting proxies. Our solicitation may occur through the mail, but proxies also may be solicited personally or by telephone, email, letter, or facsimile. To assist in soliciting proxies, we have retained Morrow Sodali LLC, 333 Ludlow Street, Fifth Floor, South Tower, Stamford, CT 06902, for a fee of \$12,500, plus reimbursement of out-of-pocket expenses. We ask brokers, banks, and other nominees to forward materials for the Annual Meeting to our beneficial stockholders as of the Record Date, and we will reimburse them for the reasonable out-of-pocket expenses they incur. Directors, officers, and employees of Price Group and our subsidiaries may solicit proxies personally or by other means but will not receive additional compensation. Stockholders are requested to return their proxies without delay.

## **Are stockholders entitled to call a special meeting?**

Yes. Pursuant to Section 2-502 of the Corporations and Associations Article of the Annotated Code of Maryland, the secretary of a corporation shall call a special meeting of the stockholders on the written request of stockholders entitled to cast at least 25% of all the votes entitled to be cast at the meeting. A request for a special meeting shall state the purpose of the meeting and the matters proposed to be acted on at the meeting. This is the current standard applicable for Price Group.

## **Can I find additional information on the Company’s website?**

Yes. Although the information contained on our website is not part of the Proxy Materials, you will find information about the Company and our corporate governance practices at [investors.troweprice.com](http://investors.troweprice.com). Our website contains information about our Board, Board committees, Corporate Governance Guidelines, and other matters.

# Stockholder Proposals for the 2027 Annual Meeting

Any stockholder who wishes to submit a proposal or nominate a director for consideration at the 2027 Annual Meeting of Stockholders (2027 Annual Meeting) and include that proposal or nomination in the 2027 proxy statement should send their proposal to T. Rowe Price Group, Inc., c/o general counsel and corporate secretary, 1307 Point Street, Mail Code HPW-275, Baltimore, MD 21231.

Proposals must be received no later than November 17, 2026, and satisfy the requirements under applicable SEC rules (including SEC Rule 14a-8) to be included in the proxy statement and on the proxy card that will be used for solicitation of proxies by the Board for the 2027 Annual Meeting.

We have adopted a proxy access right to permit a stockholder, or a group of up to 20 stockholders, owning 3% or more of the Company's outstanding common stock continuously for at least three years to nominate and include in the Company's Proxy Materials directors constituting up to two individuals or 20% of the Board (whichever is greater), provided that the stockholder(s) and the nominee(s) satisfy the requirements specified in the amended By-Laws. To be considered timely under our proxy access provisions, stockholder nominations must be received on or after October 18, 2026, and on or before November 17, 2026, inclusive.

Our By-Laws also require advance notice of any proposal by a stockholder to be presented at the 2027 Annual Meeting that is not included in our proxy statement and on the proxy card, including any proposal for the nomination of a director for election.

To be properly brought before the 2027 Annual Meeting, written nominations for directors or other business to be introduced by a stockholder must be received on or after January 7, 2027, and on or before February 6, 2027. A notice of a stockholder proposal must contain the information required by our By-Laws about the matter to be brought before the 2027 Annual Meeting and about the stockholder proponent and persons associated with the stockholder through control, ownership of the shares, agreement, or coordinated activity. We reserve the right to reject proposals that do not comply with these requirements. Further, if a stockholder intends to nominate a director and solicit proxies in support of such director nominee(s) (other than the Company's nominees) at the 2026 Annual Meeting in reliance on SEC Rule 14a-19, in addition to the requirements set forth in our By-Laws, such stockholder must also comply with the additional requirements of SEC Rule 14a-19.

Pursuant to Maryland law and our By-Laws, a special meeting of our stockholders generally can be called by the chair of the Board, our president, our Board, or upon the written request of stockholders entitled to cast at least 25% of all votes entitled to be cast at the special meeting.

At T. Rowe Price, we identify and actively invest in opportunities to help people thrive in an evolving world. As a premier global asset management organization with more than 85 years of experience, we provide investment solutions and a broad range of equity, fixed income, and multi-asset capabilities to individuals, advisors, institutions, and retirement plan sponsors. We take an active, independent approach to investing, offering our dynamic perspective and meaningful partnership so our clients can feel more confident.

For more information, visit [troweprice.com](https://troweprice.com).

For Digital

© 2026 T. Rowe Price. All Rights Reserved. T. ROWE PRICE, INVEST WITH CONFIDENCE, the Bighorn Sheep design, and related indicators are trademarks of T. Rowe Price Group, Inc. All other trademarks are the property of their respective owners. Use does not imply endorsement, sponsorship, or affiliation of T. Rowe Price with any of the trademark owners.

For Print

© 2026 T. Rowe Price. All Rights Reserved. T. ROWE PRICE, INVEST WITH CONFIDENCE, the Bighorn Sheep design, and related indicators (see [troweprice.com/ip](https://troweprice.com/ip)) are trademarks of T. Rowe Price Group, Inc. All other trademarks are the property of their respective owners. Use does not imply endorsement, sponsorship, or affiliation of T. Rowe Price with any of the trademark owners.



**View our Proxy Statement online at:**  
[Investors.troweprice.com](https://investors.troweprice.com)

T. Rowe Price Group, Inc.  
1307 Point Street, Baltimore, Maryland 21231  
United States | 410.345.2000

©2026 T. Rowe Price. All Rights Reserved.  
T. ROWE PRICE, INVEST WITH CONFIDENCE,  
the Bighorn Sheep design, and related indicators  
(see [troweprice.com/ip](https://troweprice.com/ip)) are trademarks of  
T. Rowe Price Group, Inc. All other trademarks  
are the property of their respective owners.

**INVEST WITH CONFIDENCE®**



T. ROWE PRICE GROUP, INC.  
1307 POINT STREET  
BALTIMORE, MD 21231



**SCAN TO  
VIEW MATERIALS & VOTE**

**VOTE BY INTERNET**

*Before The Meeting* - Go to [www.proxyvote.com](http://www.proxyvote.com) or scan the QR Barcode above

Use the Internet to transmit your voting instructions and for electronic delivery of information up until 11:59 p.m. Eastern Time the day before the cut-off date or meeting date and by 11:59 p.m. Eastern Time on May 4, 2026 for shares held in T. Rowe Price Group, Inc. 1986 Employee Stock Purchase Plan. Have your proxy card in hand when you access the web site and follow the instructions to obtain your records and to create an electronic voting instruction form.

*During The Meeting* - Go to [www.virtualshareholdermeeting.com/TROW2026](http://www.virtualshareholdermeeting.com/TROW2026)

You may attend the meeting via the Internet and vote during the meeting. Have the information that is printed in the box marked by the arrow available and follow the instructions.

**VOTE BY PHONE - 1-800-690-6903**

Use any touch-tone telephone to transmit your voting instructions up until 11:59 p.m. Eastern Time the day before the cut-off date or meeting date. Have your proxy card in hand when you call and then follow the instructions.

**VOTE BY MAIL**

Mark, sign and date your proxy card and return it in the postage-paid envelope we have provided or return it to Vote Processing, c/o Broadridge, 51 Mercedes Way, Edgewood, NY 11717.

TO VOTE, MARK BLOCKS BELOW IN BLUE OR BLACK INK AS FOLLOWS:

V83504-P42171

KEEP THIS PORTION FOR YOUR RECORDS

THIS PROXY CARD IS VALID ONLY WHEN SIGNED AND DATED.

DETACH AND RETURN THIS PORTION ONLY

**T. ROWE PRICE GROUP, INC.**

**The Board of Directors Recommends a Vote FOR All Nominees Listed in Item 1.**

1. Election of Directors:	For	Against	Abstain
1a. Glenn R. August	<input type="checkbox"/>	<input type="checkbox"/>	<input type="checkbox"/>
1b. Mark S. Bartlett	<input type="checkbox"/>	<input type="checkbox"/>	<input type="checkbox"/>
1c. William P. Donnelly	<input type="checkbox"/>	<input type="checkbox"/>	<input type="checkbox"/>
1d. Dina Dublon	<input type="checkbox"/>	<input type="checkbox"/>	<input type="checkbox"/>
1e. Allan C. Golston	<input type="checkbox"/>	<input type="checkbox"/>	<input type="checkbox"/>
1f. Robert F. MacLellan	<input type="checkbox"/>	<input type="checkbox"/>	<input type="checkbox"/>
1g. Eileen P. Rominger	<input type="checkbox"/>	<input type="checkbox"/>	<input type="checkbox"/>
1h. Robert W. Sharps	<input type="checkbox"/>	<input type="checkbox"/>	<input type="checkbox"/>
1i. Cynthia F. Smith	<input type="checkbox"/>	<input type="checkbox"/>	<input type="checkbox"/>
1j. Robert J. Stevens	<input type="checkbox"/>	<input type="checkbox"/>	<input type="checkbox"/>
1k. Richard R. Verma	<input type="checkbox"/>	<input type="checkbox"/>	<input type="checkbox"/>
1l. Sandra S. Wijnberg	<input type="checkbox"/>	<input type="checkbox"/>	<input type="checkbox"/>
1m. Alan D. Wilson	<input type="checkbox"/>	<input type="checkbox"/>	<input type="checkbox"/>

**The Board of Directors Recommends a Vote FOR Item 2.** For Against Abstain

2. Approve, by a non-binding advisory vote, the compensation paid by the Company to its Named Executive Officers.

**The Board of Directors Recommends a Vote FOR Item 3.** For Against Abstain

3. Ratify the appointment of KPMG LLP as the Company's independent registered public accounting firm for 2026.

**THIS PROXY WHEN PROPERLY EXECUTED WILL BE VOTED AS DIRECTED OR, IF NO DIRECTION IS GIVEN, AS RECOMMENDED BY THE BOARD OF DIRECTORS.**

Please sign exactly as your name(s) appear(s) on Proxy. If held in joint tenancy, all persons should sign. Trustees, administrators, etc., should include title and authority. Corporations should provide the full name of the corporation and the title of the authorized officer signing the Proxy.

Signature [PLEASE SIGN WITHIN BOX]	Date

Signature (Joint Owners)	Date

T. ROWE PRICE GROUP, INC.  
ANNUAL MEETING OF STOCKHOLDERS  
Thursday, May 7, 2026, at 8:00 a.m. ET  
[www.virtualshareholdermeeting.com/TROW2026](http://www.virtualshareholdermeeting.com/TROW2026)

**Important Notice Regarding the Availability of Proxy Materials for the Annual Meeting:**  
The Notice and Proxy Statement and Annual Report are available at [www.proxyvote.com](http://www.proxyvote.com).

V83505-P42171

**T. ROWE PRICE GROUP, INC.  
2026 Proxy  
Revocable Proxy Solicited on Behalf of the Board of Directors**

I hereby appoint David Oestreicher and Jean-Marc Corredor, together and separately, as proxies to vote all shares of common stock which I have power to vote at the Annual Meeting of Stockholders to be held on Thursday, May 7, 2026, at 8:00 a.m. ET, via a virtual format, and at any adjournments or postponements thereof, in accordance with the instructions on the reverse side of this proxy card and as if I were present and voting such shares. The proxies are authorized in their discretion to name others to take their place. I also hereby acknowledge receipt of the Notice of Annual Meeting and Proxy Statement, dated March 17, 2026, and T. Rowe Price Group, Inc.'s 2025 Annual Report to Stockholders.

**This proxy, when properly completed and returned, will be voted in the manner directed herein by the stockholder named on the reverse side, or IF NO DIRECTION IS GIVEN, WILL BE VOTED AS THE BOARD OF DIRECTORS RECOMMENDS.**

**Vote by Internet, Telephone or Mail 24 Hours a Day, 7 Days a Week**

Your phone or Internet vote authorizes the named proxies to vote the shares in the same manner as if you marked, signed and returned your proxy card.

Continued and to be signed on reverse side